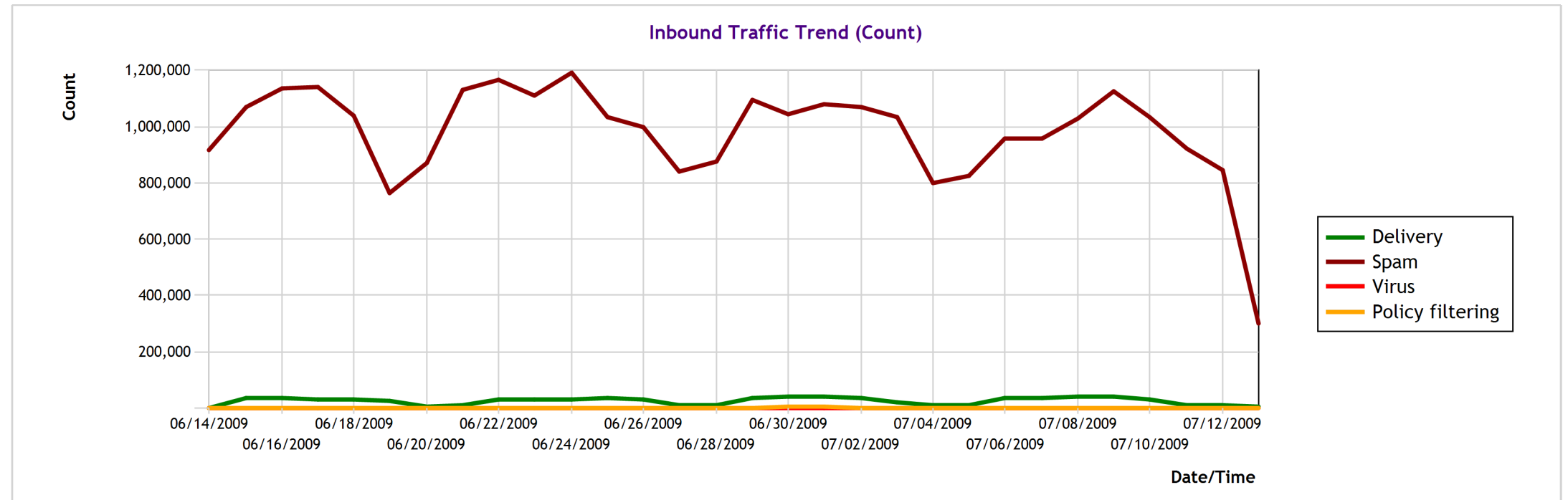
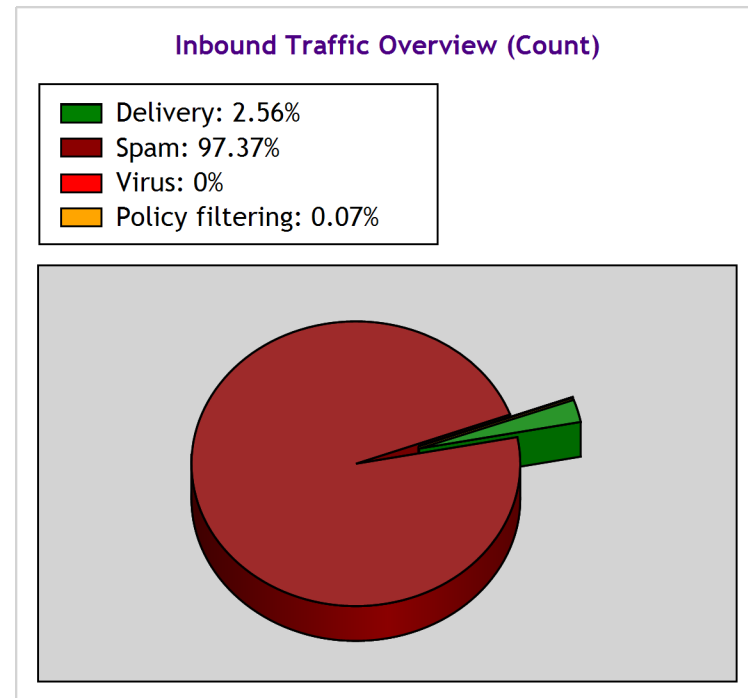


one month email report

Prepared for The University of Texas System on 7/13/2009 7:16 AM



Email Traffic Count:

Date	Inbound													Quarantine			
	Delivery	Spam		Virus			Policy Filtering							Spam			Policy
		Dir Edge	Other Spam	Files Scanned	Blocked	Cleaned	Reject	Quarantine	Allow	Bcc	Redirect	Decrypt	Test	Not Junk	Move to Inbox	Abuse	Move to Inbox
06/14/2009	1,677	0	916,443	2,092	1	0	0	0	0	0	0	0	0	1	1	0	0
06/15/2009	35,839	0	1,068,548	40,110	20	0	0	0	2,790	0	0	0	0	13	23	6	0
06/16/2009	34,107	0	1,134,284	38,021	17	0	0	0	331	0	0	0	0	4	8	0	0
06/17/2009	32,363	0	1,139,833	36,465	9	0	0	0	14	0	0	0	0	14	22	0	0
06/18/2009	33,333	0	1,037,822	37,754	58	0	0	0	21	0	0	0	0	70	97	0	0
06/19/2009	27,319	0	764,304	30,161	37	0	0	0	103	0	0	0	0	17	17	0	0
06/20/2009	7,558	0	872,420	9,939	20	0	0	0	1	0	0	0	0	8	26	0	0
06/21/2009	9,167	0	1,127,831	11,892	13	0	0	0	2	0	0	0	0	15	21	0	0
06/22/2009	30,510	0	1,167,468	34,338	39	0	0	0	88	0	0	0	0	35	76	1	0
06/23/2009	31,564	0	1,111,763	34,442	43	0	0	0	10	0	0	0	0	22	37	6	0

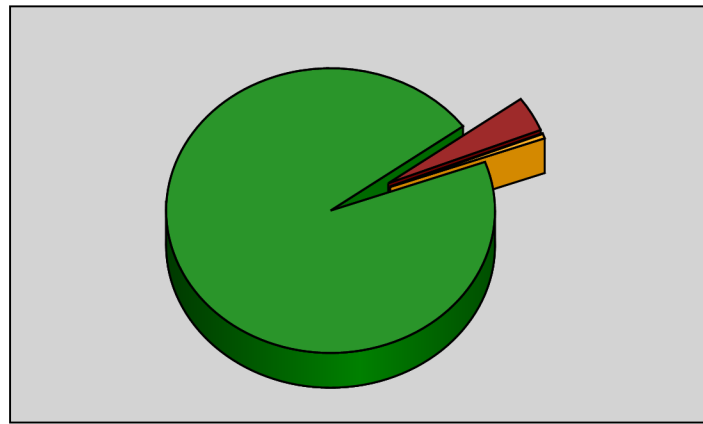
one month email report

06/24/2009	32,548	0	1,190,773	38,137	12	0	609	0	34	0	0	0	0	81	157	1	0
06/25/2009	37,783	0	1,034,626	81,046	46	0	0	0	1,834	0	0	0	0	18	27	0	0
06/26/2009	33,531	0	998,989	37,830	29	0	0	0	2,856	0	0	0	0	49	76	0	0
06/27/2009	10,101	0	838,114	12,914	53	0	0	0	3	0	0	0	0	16	8	0	0
06/28/2009	11,401	0	874,401	13,667	40	0	0	0	4	0	0	0	0	6	13	0	0
06/29/2009	37,467	0	1,092,765	42,738	84	0	0	0	1,705	0	0	0	0	57	88	0	0
06/30/2009	42,087	0	1,045,834	51,653	72	0	0	0	3,261	0	0	0	0	32	35	3	0
07/01/2009	42,118	0	1,081,526	45,761	14	0	0	0	3,703	0	0	0	0	27	69	0	0
07/02/2009	35,326	0	1,071,149	40,360	20	0	0	0	293	0	0	0	0	41	47	0	0
07/03/2009	18,973	0	1,032,978	24,457	7	0	0	0	259	0	0	0	0	30	34	0	0
07/04/2009	9,005	0	801,303	12,460	9	0	0	0	49	0	0	0	0	45	7	0	0
07/05/2009	9,166	0	826,627	12,345	2	0	0	0	42	0	0	0	0	27	11	0	0
07/06/2009	37,326	0	955,285	42,453	20	0	0	0	207	0	0	0	0	61	63	0	0
07/07/2009	36,764	0	956,238	46,986	165	0	0	0	138	0	0	0	0	28	41	3	0
07/08/2009	39,304	0	1,029,857	48,421	25	0	0	0	1,880	0	0	0	0	9	15	0	0
07/09/2009	43,105	0	1,125,517	44,562	13	0	0	0	110	0	0	0	0	11	16	0	0
07/10/2009	29,647	0	1,033,666	33,822	4	0	0	0	192	0	0	0	0	105	175	1	0
07/11/2009	8,582	0	919,073	13,210	61	0	0	0	182	0	0	0	0	1	2	0	0
07/12/2009	8,872	0	847,605	12,092	85	0	0	0	39	0	0	0	0	0	1	0	0
07/13/2009	5,251	0	300,320	6,351	15	0	0	0	81	0	0	0	0	1	3	0	0
Total	771,794	0	29,397,362	936,479	1,033	0	609	0	20,232	0	0	0	0	844	1,216	21	0

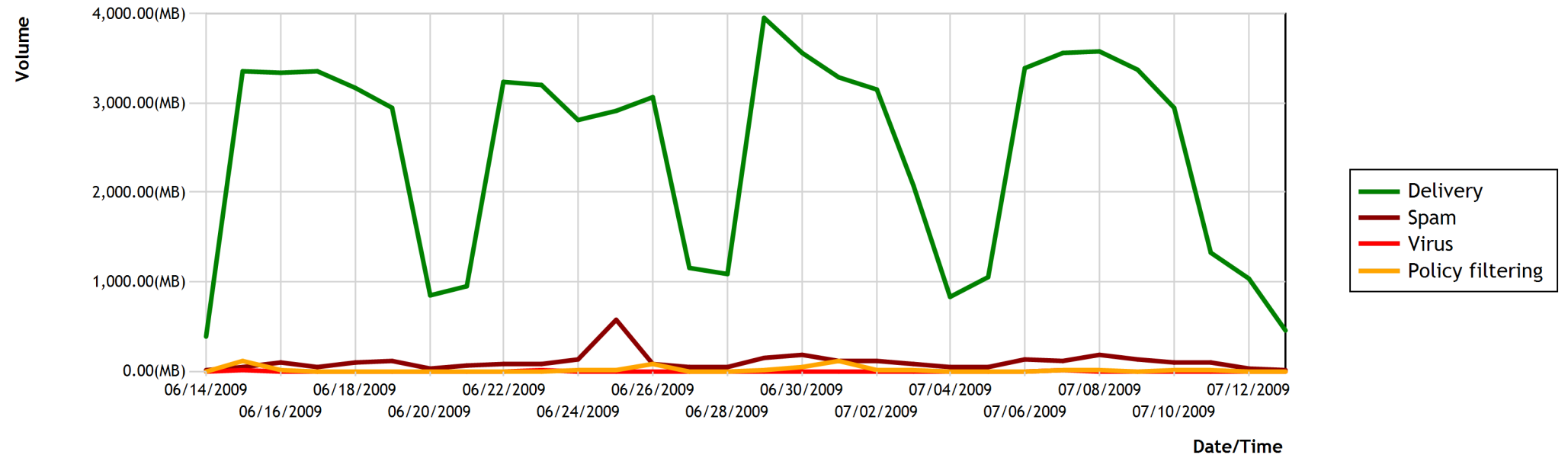
one month email report

Inbound Traffic Overview (Volume)

- Delivery: 95.47%
- Spam: 3.98%
- Virus: 0.03%
- Policy filtering: 0.52%



Inbound Traffic Trend (Volume)



Email Traffic Volume(MB):

Date Hour	Inbound													Quarantine			
	Delivery	Spam		Virus			Policy Filtering						Spam			Policy	
		Dir Edge	Other Spam	Files Scanned	Blocked	Cleaned	Reject	Quarantine	Allow	Bcc	Redirect	Decrypt	Test	Not Junk	Move to Inbox	Abuse	Move to Inbox
06/14/2009	380.43	0.00	5.00	14.98	0.03	0.00	0.00	0.00	0.00	0.00	0.00	0.00	0.00	0.04	0.00	0.00	0.00
06/15/2009	3,357.77	0.00	49.59	206.47	2.62	0.00	0.00	0.00	109.86	0.00	0.00	0.00	0.00	0.28	0.29	0.38	0.00
06/16/2009	3,343.57	0.00	97.98	219.73	0.10	0.00	0.00	0.00	12.77	0.00	0.00	0.00	0.00	0.09	0.09	0.00	0.00
06/17/2009	3,349.61	0.00	47.85	216.63	0.07	0.00	0.00	0.00	0.12	0.00	0.00	0.00	0.00	0.30	0.55	0.00	0.00
06/18/2009	3,170.00	0.00	89.46	226.26	1.23	0.00	0.00	0.00	0.29	0.00	0.00	0.00	0.00	4.65	2.52	0.00	0.00
06/19/2009	2,953.50	0.00	115.46	230.49	1.34	0.00	0.00	0.00	0.18	0.00	0.00	0.00	0.00	1.07	0.43	0.00	0.00
06/20/2009	844.02	0.00	34.74	82.14	0.23	0.00	0.00	0.00	0.01	0.00	0.00	0.00	0.00	0.17	0.41	0.00	0.00
06/21/2009	949.05	0.00	66.42	62.84	0.03	0.00	0.00	0.00	0.01	0.00	0.00	0.00	0.00	0.30	0.87	0.00	0.00
06/22/2009	3,240.94	0.00	77.56	190.55	1.31	0.00	0.00	0.00	0.70	0.00	0.00	0.00	0.00	0.86	16.75	0.01	0.00
06/23/2009	3,201.86	0.00	75.17	211.93	6.51	0.00	0.00	0.00	0.05	0.00	0.00	0.00	0.00	2.46	2.51	0.09	0.00
06/24/2009	2,803.35	0.00	130.13	216.20	0.53	0.00	1.26	0.00	3.01	0.00	0.00	0.00	0.00	1.85	11.05	0.01	0.00

one month email report

06/25/2009	2,906.99	0.00	567.63	332.94	1.06	0.00	0.00	0.00	5.42	0.00	0.00	0.00	0.00	8.62	4.38	0.00	0.00
06/26/2009	3,068.09	0.00	84.75	235.17	0.20	0.00	0.00	0.00	73.82	0.00	0.00	0.00	0.00	3.92	9.22	0.00	0.00
06/27/2009	1,148.04	0.00	45.03	98.98	0.17	0.00	0.00	0.00	0.01	0.00	0.00	0.00	0.00	5.99	5.58	0.00	0.00
06/28/2009	1,080.05	0.00	39.56	79.27	0.09	0.00	0.00	0.00	0.01	0.00	0.00	0.00	0.00	0.13	0.36	0.00	0.00
06/29/2009	3,960.85	0.00	147.97	221.94	0.44	0.00	0.00	0.00	3.41	0.00	0.00	0.00	0.00	2.17	8.92	0.00	0.00
06/30/2009	3,557.39	0.00	188.80	296.68	1.46	0.00	0.00	0.00	46.66	0.00	0.00	0.00	0.00	0.94	1.60	0.04	0.00
07/01/2009	3,279.74	0.00	114.37	273.31	0.41	0.00	0.00	0.00	118.32	0.00	0.00	0.00	0.00	0.70	12.20	0.00	0.00
07/02/2009	3,147.54	0.00	118.59	257.41	0.17	0.00	0.00	0.00	5.74	0.00	0.00	0.00	0.00	1.69	0.93	0.00	0.00
07/03/2009	2,074.15	0.00	85.61	147.17	0.01	0.00	0.00	0.00	3.01	0.00	0.00	0.00	0.00	1.24	0.62	0.00	0.00
07/04/2009	822.43	0.00	45.32	68.63	0.04	0.00	0.00	0.00	0.40	0.00	0.00	0.00	0.00	1.07	1.22	0.00	0.00
07/05/2009	1,050.39	0.00	40.24	60.57	0.00	0.00	0.00	0.00	0.46	0.00	0.00	0.00	0.00	0.59	0.26	0.00	0.00
07/06/2009	3,385.07	0.00	129.04	224.08	0.08	0.00	0.00	0.00	0.80	0.00	0.00	0.00	0.00	1.25	6.91	0.00	0.00
07/07/2009	3,566.42	0.00	114.27	269.57	2.85	0.00	0.00	0.00	2.08	0.00	0.00	0.00	0.00	0.46	6.90	0.03	0.00
07/08/2009	3,577.16	0.00	179.29	298.36	0.98	0.00	0.00	0.00	5.31	0.00	0.00	0.00	0.00	0.16	1.88	0.00	0.00
07/09/2009	3,364.51	0.00	137.78	284.25	0.99	0.00	0.00	0.00	1.33	0.00	0.00	0.00	0.00	1.41	5.04	0.00	0.00
07/10/2009	2,948.62	0.00	93.00	220.43	0.02	0.00	0.00	0.00	3.17	0.00	0.00	0.00	0.00	5.19	8.24	0.01	0.00
07/11/2009	1,321.69	0.00	87.22	83.52	0.38	0.00	0.00	0.00	2.46	0.00	0.00	0.00	0.00	0.14	0.16	0.00	0.00
07/12/2009	1,035.31	0.00	29.74	70.46	0.47	0.00	0.00	0.00	0.47	0.00	0.00	0.00	0.00	0.00	0.01	0.00	0.00
07/13/2009	446.04	0.00	16.19	53.02	0.08	0.00	0.00	0.00	0.62	0.00	0.00	0.00	0.00	0.08	0.03	0.00	0.00
Total	73,334.59	0.00	3,053.76	5,453.98	23.90	0.00	1.26	0.00	400.50	0.00	0.00	0.00	0.00	47.81	109.91	0.57	0.00