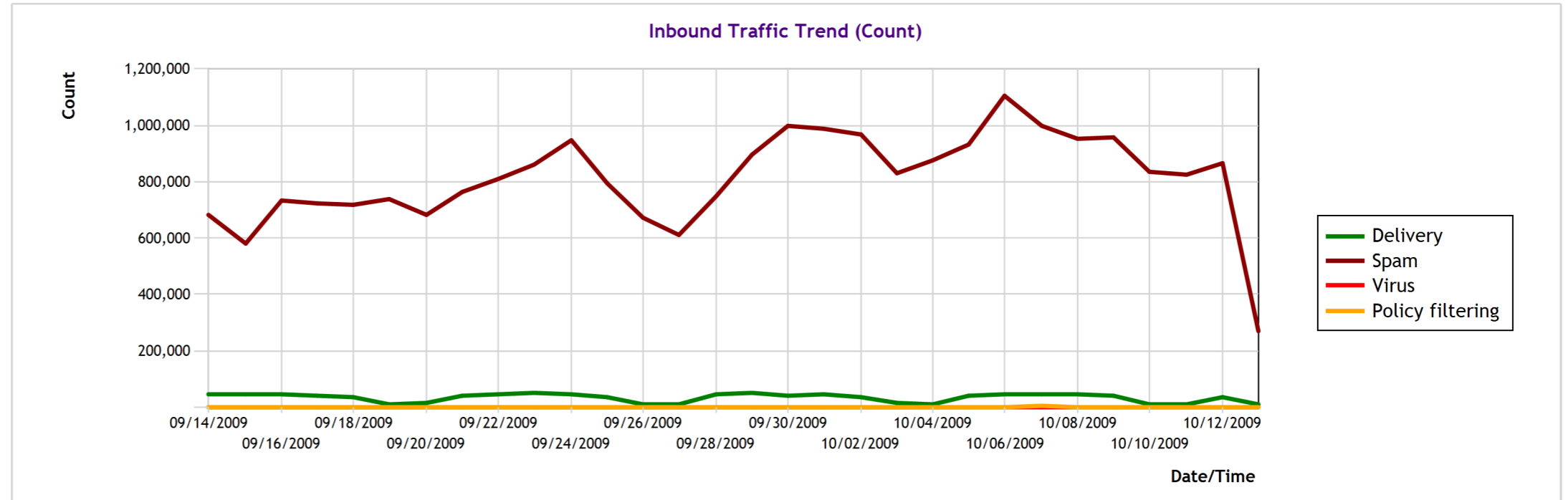
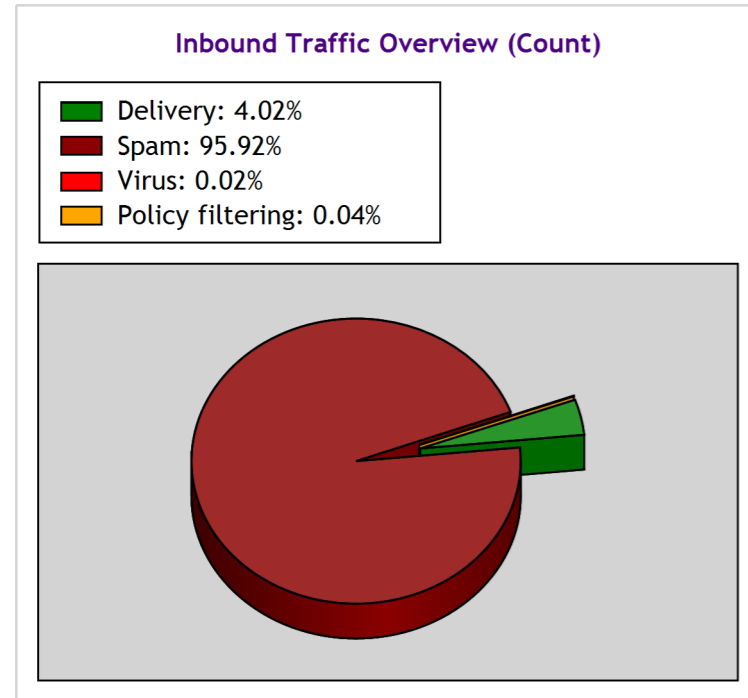


UTSA Monthly Report

Prepared for The University of Texas System on 10/13/2009 7:16 AM



Email Traffic Count:

Date	Inbound													Quarantine			
	Delivery	Spam		Virus			Policy Filtering							Spam			Policy
		Dir Edge	Other Spam	Files Scanned	Blocked	Cleaned	Reject	Quarantine	Allow	Bcc	Redirect	Decrypt	Test	Not Junk	Move to Inbox	Abuse	Move to Inbox
09/14/2009	44,797	7,899	674,298	47,872	48	0	0	0	225	0	0	0	0	44	70	0	0
09/15/2009	47,523	7,144	572,501	52,607	56	0	6	0	27	0	0	0	0	73	62	0	0
09/16/2009	44,670	9,272	723,754	49,087	46	0	7	0	102	0	0	0	0	41	78	0	0
09/17/2009	43,103	7,616	712,865	48,253	49	0	0	0	63	0	0	0	0	16	45	0	0
09/18/2009	34,893	8,461	710,053	39,500	172	0	0	0	33	0	0	0	0	31	66	0	0
09/19/2009	10,986	7,908	729,141	13,307	63	0	0	0	10	0	0	0	0	13	20	0	0
09/20/2009	14,884	8,418	672,341	16,536	46	0	0	0	14	0	0	0	0	21	17	0	0
09/21/2009	41,200	10,748	753,758	46,191	99	0	0	0	182	0	0	0	0	51	133	0	0
09/22/2009	44,312	9,597	801,858	48,910	51	0	0	0	232	0	0	0	0	36	52	0	0
09/23/2009	49,549	11,788	846,458	54,970	72	0	0	0	30	1	0	0	0	7	38	0	0

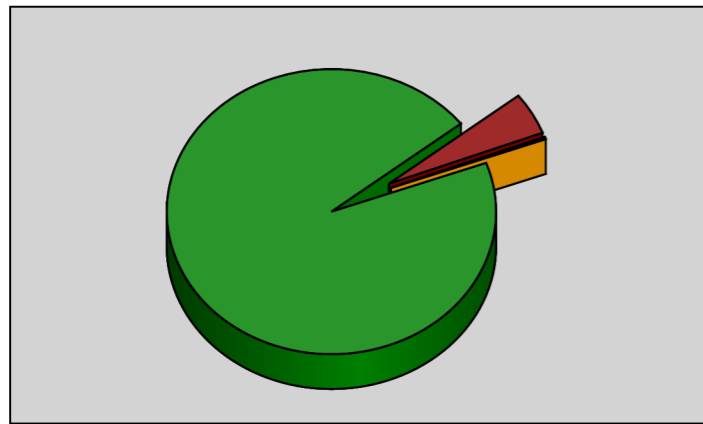
UTSA Monthly Report

09/24/2009	44,969	11,852	934,170	49,453	225	0	0	0	151	0	0	0	0	56	115	0	0
09/25/2009	37,502	16,018	777,631	41,293	126	0	0	0	9	0	0	0	0	44	80	0	0
09/26/2009	11,661	6,241	663,604	12,605	105	0	0	0	7	0	0	0	0	0	5	0	0
09/27/2009	11,079	5,470	606,181	12,583	76	0	0	0	17	0	0	0	0	13	24	0	0
09/28/2009	45,844	11,166	738,519	43,913	50	0	0	0	222	0	0	0	0	59	27	7	0
09/29/2009	50,656	14,722	879,473	53,542	135	0	1	0	1,960	0	0	0	0	105	125	2	0
09/30/2009	40,801	15,369	984,496	51,350	116	0	0	0	41	0	0	0	0	20	21	0	0
10/01/2009	45,801	13,468	972,248	51,429	116	0	0	0	508	0	0	0	0	0	1	0	0
10/02/2009	37,158	11,785	957,045	42,373	123	0	0	0	18	1	0	0	0	3	2	0	0
10/03/2009	14,863	7,348	820,976	18,459	200	0	3	0	6	0	0	0	0	0	0	0	0
10/04/2009	11,645	11,248	862,802	16,771	70	0	0	0	27	0	0	0	0	0	0	0	0
10/05/2009	41,855	13,113	920,585	48,690	169	0	0	0	211	0	0	0	0	1	23	0	0
10/06/2009	48,112	16,212	1,090,805	54,513	142	0	0	0	2,197	0	0	0	0	1	0	0	0
10/07/2009	47,966	15,249	980,738	53,624	24	0	0	0	3,190	0	0	0	0	1	1	0	0
10/08/2009	43,955	15,023	939,204	49,604	69	0	0	0	306	0	0	0	0	0	0	0	0
10/09/2009	41,805	23,095	934,740	44,586	825	0	0	0	34	0	0	0	0	247	282	0	0
10/10/2009	10,228	12,086	824,532	14,999	164	0	0	0	15	0	0	0	0	3	2	0	0
10/11/2009	10,887	11,027	813,528	14,919	61	0	0	0	16	0	0	0	0	1	11	0	0
10/12/2009	37,945	16,184	850,960	43,966	624	0	0	0	239	0	0	0	0	136	28	0	0
10/13/2009	10,888	5,694	266,176	9,178	134	0	0	0	3	0	0	0	0	9	31	0	0
Total	1,021,537	341,221	24,015,440	1,145,083	4,256	0	17	0	10,095	2	0	0	0	1,032	1,359	9	0

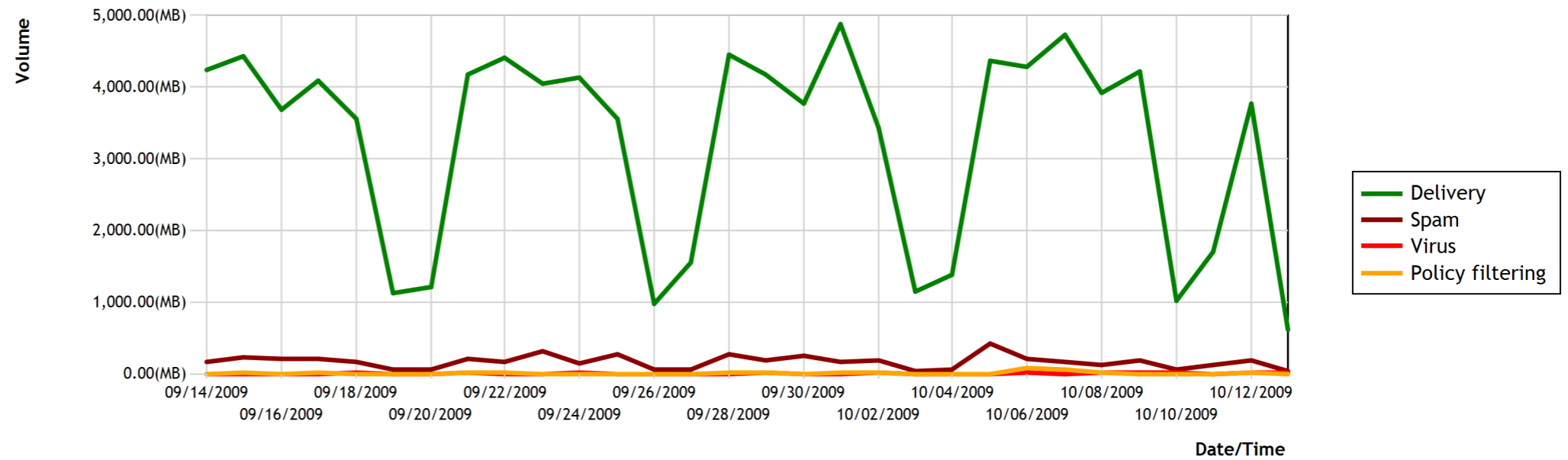
UTSA Monthly Report

Inbound Traffic Overview (Volume)

- Delivery: 94.96%
- Spam: 4.78%
- Virus: 0.09%
- Policy filtering: 0.18%



Inbound Traffic Trend (Volume)



Email Traffic Volume(MB):

Date Hour	Inbound													Quarantine			
	Delivery	Spam		Virus			Policy Filtering							Spam			Policy
		Dir Edge	Other Spam	Files Scanned	Blocked	Cleaned	Reject	Quarantine	Allow	Bcc	Redirect	Decrypt	Test	Not Junk	Move to Inbox	Abuse	Move to Inbox
09/14/2009	4,242.87	0.00	164.67	294.59	1.01	0.00	0.00	0.00	2.20	0.00	0.00	0.00	0.00	0.92	8.17	0.00	0.00
09/15/2009	4,423.32	0.00	225.97	315.15	1.86	0.00	0.01	0.00	2.67	0.00	0.00	0.00	0.00	10.20	6.24	0.00	0.00
09/16/2009	3,690.91	0.00	197.14	294.70	1.73	0.00	0.02	0.00	1.21	0.00	0.00	0.00	0.00	2.95	6.70	0.00	0.00
09/17/2009	4,089.80	0.00	200.06	275.72	0.67	0.00	0.00	0.00	2.84	0.00	0.00	0.00	0.00	0.34	3.26	0.00	0.00
09/18/2009	3,552.98	0.00	169.60	259.31	3.36	0.00	0.00	0.00	0.11	0.00	0.00	0.00	0.00	2.55	16.74	0.00	0.00
09/19/2009	1,120.79	0.00	49.83	115.30	0.56	0.00	0.00	0.00	0.03	0.00	0.00	0.00	0.00	1.46	2.69	0.00	0.00
09/20/2009	1,217.73	0.00	62.28	86.46	0.85	0.00	0.00	0.00	0.04	0.00	0.00	0.00	0.00	0.49	1.95	0.00	0.00
09/21/2009	4,169.74	0.00	204.19	257.46	2.62	0.00	0.00	0.00	4.37	0.00	0.00	0.00	0.00	4.18	6.70	0.00	0.00
09/22/2009	4,412.37	0.00	157.08	317.49	1.74	0.00	0.00	0.00	13.92	0.00	0.00	0.00	0.00	6.72	4.25	0.00	0.00
09/23/2009	4,051.25	0.00	312.42	309.44	2.18	0.00	0.00	0.00	0.91	0.05	0.00	0.00	0.00	0.26	2.50	0.00	0.00
09/24/2009	4,121.31	0.00	148.04	290.52	2.91	0.00	0.00	0.00	1.10	0.00	0.00	0.00	0.00	15.79	58.82	0.00	0.00

UTSA Monthly Report

09/25/2009	3,561.56	0.00	260.73	210.50	0.72	0.00	0.00	0.00	0.16	0.00	0.00	0.00	0.00	22.52	3.05	0.00	0.00
09/26/2009	965.46	0.00	58.49	75.87	0.57	0.00	0.00	0.00	0.02	0.00	0.00	0.00	0.00	0.00	0.12	0.00	0.00
09/27/2009	1,545.01	0.00	52.05	60.77	0.28	0.00	0.00	0.00	0.09	0.00	0.00	0.00	0.00	0.26	10.11	0.00	0.00
09/28/2009	4,443.60	0.00	260.67	207.53	0.75	0.00	0.00	0.00	2.32	0.00	0.00	0.00	0.00	1.44	6.90	0.31	0.00
09/29/2009	4,174.34	0.00	177.27	278.14	3.49	0.00	0.00	0.00	4.69	0.00	0.00	0.00	0.00	15.33	7.14	0.03	0.00
09/30/2009	3,765.50	0.00	245.27	282.14	1.54	0.00	0.00	0.00	0.29	0.00	0.00	0.00	0.00	2.72	2.78	0.00	0.00
10/01/2009	4,873.81	0.00	152.88	277.64	1.50	0.00	0.00	0.00	4.93	0.00	0.00	0.00	0.00	0.00	0.01	0.00	0.00
10/02/2009	3,431.92	0.00	173.68	221.92	2.59	0.00	0.00	0.00	2.31	0.02	0.00	0.00	0.00	0.11	2.35	0.00	0.00
10/03/2009	1,153.62	0.00	41.58	93.12	0.93	0.00	0.01	0.00	0.02	0.00	0.00	0.00	0.00	0.00	0.00	0.00	0.00
10/04/2009	1,383.24	0.00	51.81	84.00	0.90	0.00	0.00	0.00	0.08	0.00	0.00	0.00	0.00	0.00	0.00	0.00	0.00
10/05/2009	4,355.89	0.00	415.56	240.19	1.69	0.00	0.00	0.00	1.74	0.00	0.00	0.00	0.00	0.49	11.35	0.00	0.00
10/06/2009	4,288.84	0.00	207.91	276.16	3.16	0.00	0.00	0.00	72.15	0.00	0.00	0.00	0.00	0.07	0.00	0.00	0.00
10/07/2009	4,719.64	0.00	170.59	580.85	0.79	0.00	0.00	0.00	47.76	0.00	0.00	0.00	0.00	0.07	0.04	0.00	0.00
10/08/2009	3,921.05	0.00	122.08	254.84	2.84	0.00	0.00	0.00	10.58	0.00	0.00	0.00	0.00	0.00	0.00	0.00	0.00
10/09/2009	4,224.64	0.00	178.88	235.70	19.56	0.00	0.00	0.00	0.42	0.00	0.00	0.00	0.00	14.17	24.90	0.00	0.00
10/10/2009	1,021.83	0.00	62.34	83.27	4.27	0.00	0.00	0.00	0.07	0.00	0.00	0.00	0.00	0.05	0.61	0.00	0.00
10/11/2009	1,707.93	0.00	126.73	70.31	0.91	0.00	0.00	0.00	0.08	0.00	0.00	0.00	0.00	0.05	0.10	0.00	0.00
10/12/2009	3,768.32	0.00	192.90	224.83	17.04	0.00	0.00	0.00	2.45	0.00	0.00	0.00	0.00	2.35	4.03	0.00	0.00
10/13/2009	603.02	0.00	35.43	61.86	5.96	0.00	0.00	0.00	0.01	0.00	0.00	0.00	0.00	0.23	15.99	0.00	0.00
Total	97,002.29	0.00	4,878.13	6,635.76	88.99	0.00	0.04	0.00	179.59	0.07	0.00	0.00	0.00	105.73	207.47	0.34	0.00