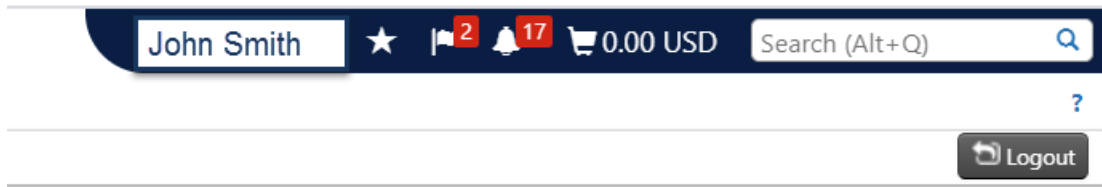
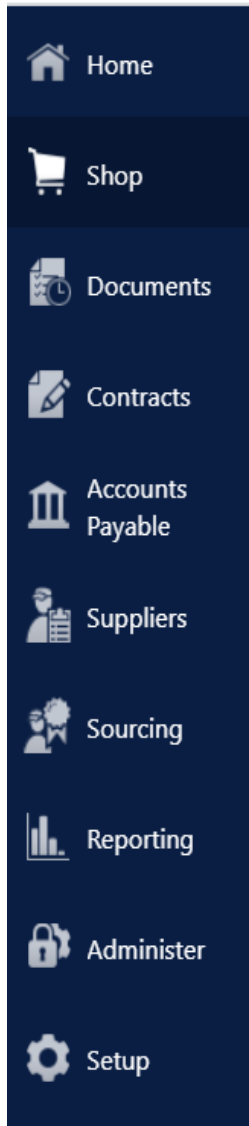


Rowdy Exchange User Interface Updates Job Aid

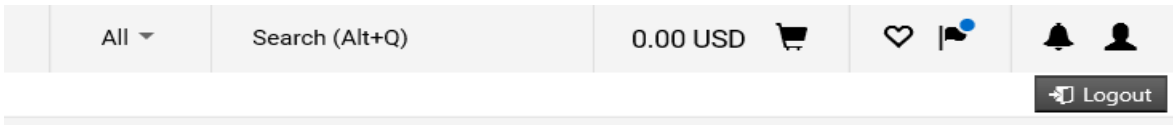
Rowdy Exchange Current Top Right Ribbon Bar



Rowdy Exchange Current Left Navigation Bar



User Interface Rowdy Exchange Updates Beginning April 6 - Top Right Ribbon Bar



User Interface Rowdy Exchange Updates Beginning April 6 - Left Navigation Bar

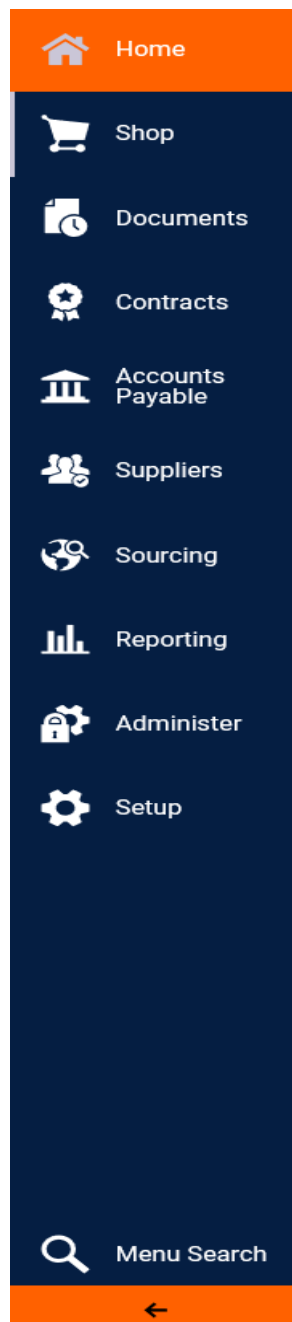


Left Navigation Bar – Click Arrow on bottom to open up full icon window

Before

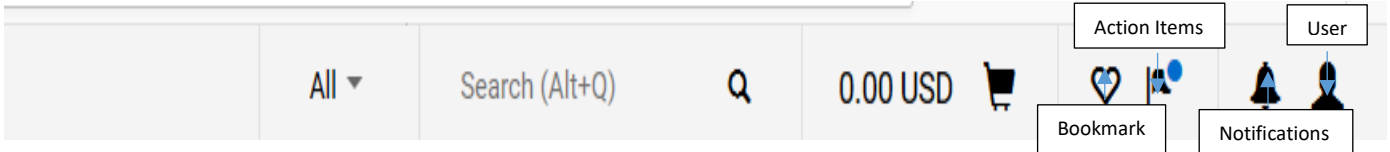


After

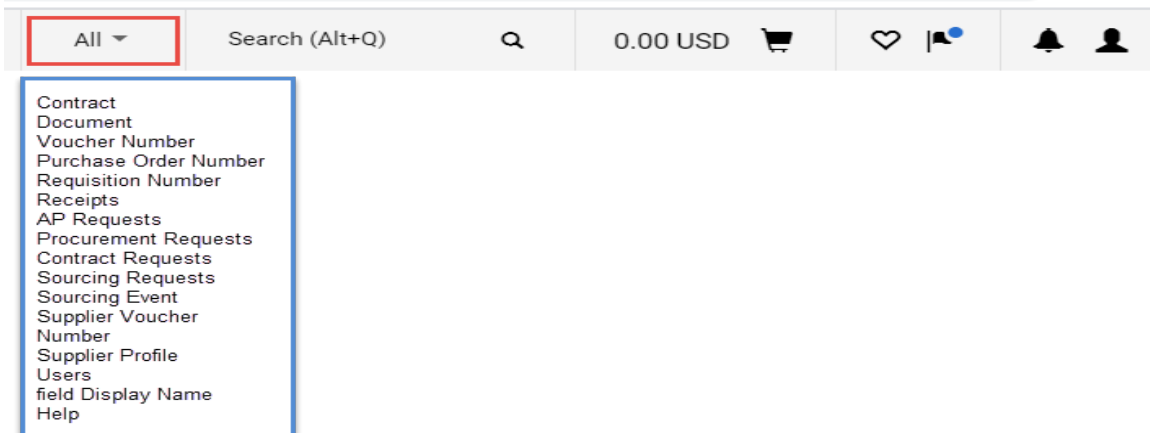


Rowdy Exchange Updated User Interface - Descriptions

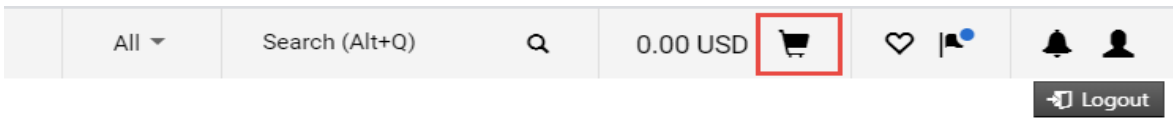
1. Ribbon Header Updates



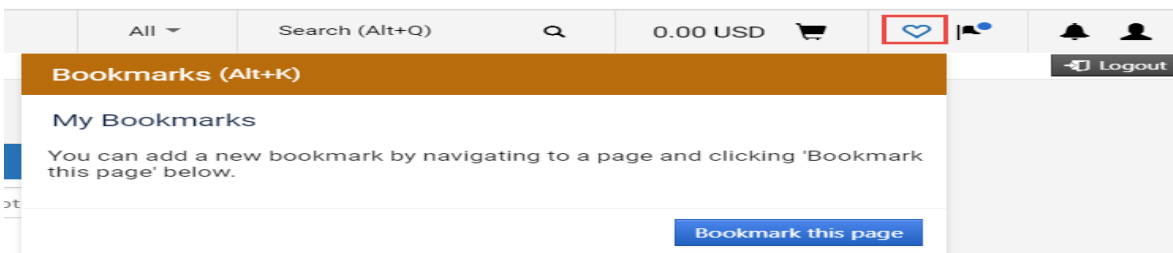
2. All – Drop Down Options



3. Shopping Cart



4. Bookmark



5. Action Items

The screenshot shows a top navigation bar with the following elements: 'All' dropdown, 'Search (Alt+Q)' with a magnifying glass icon, '0.00 USD' with a shopping cart icon, a heart icon, a flag icon (highlighted with a red box), a bell icon, and a user profile icon. Below the navigation bar, a dropdown menu titled 'Action Items' is open, listing the following categories with their respective counts in blue circles: 'My Assigned Approvals' (1), 'Requisitions To Approve' (1), 'Unassigned Approvals' (11), 'Requisitions' (11), 'Contract' (1), and 'Contracts eSignature Errors' (1). A 'Logout' button is visible in the top right corner of the dropdown menu.

Notifications

The screenshot shows the same top navigation bar as above, but with the bell icon highlighted by a red box. The 'Notifications' dropdown menu is open, displaying the text 'No New Notifications' and a blue button that says 'Click here to see all notifications'. The 'Logout' button is also visible in the top right corner of the dropdown menu.

User - Options

The screenshot shows the same top navigation bar as above, but with the user profile icon highlighted by a red box. The 'User - Options' dropdown menu is open, showing the user's name 'John Smith' in a highlighted box, a user profile icon, and a list of menu items: 'View My Profile', 'Dashboards', 'Manage Searches', 'Manage Search Exports', 'Set My Home Page', and 'Search Help For A Solution'. Below the menu items, it says 'You do not have any recent orders'. At the bottom of the dropdown menu, there are two buttons: 'Logout' (highlighted with a red box) and 'Help'.