




# FY2023 Year-End Financial Results & FY2024 Budget Update

# Today's Topics

- Financial Highlights
- Financial Ratios
- Administrative Costs
- FY2024 Budget



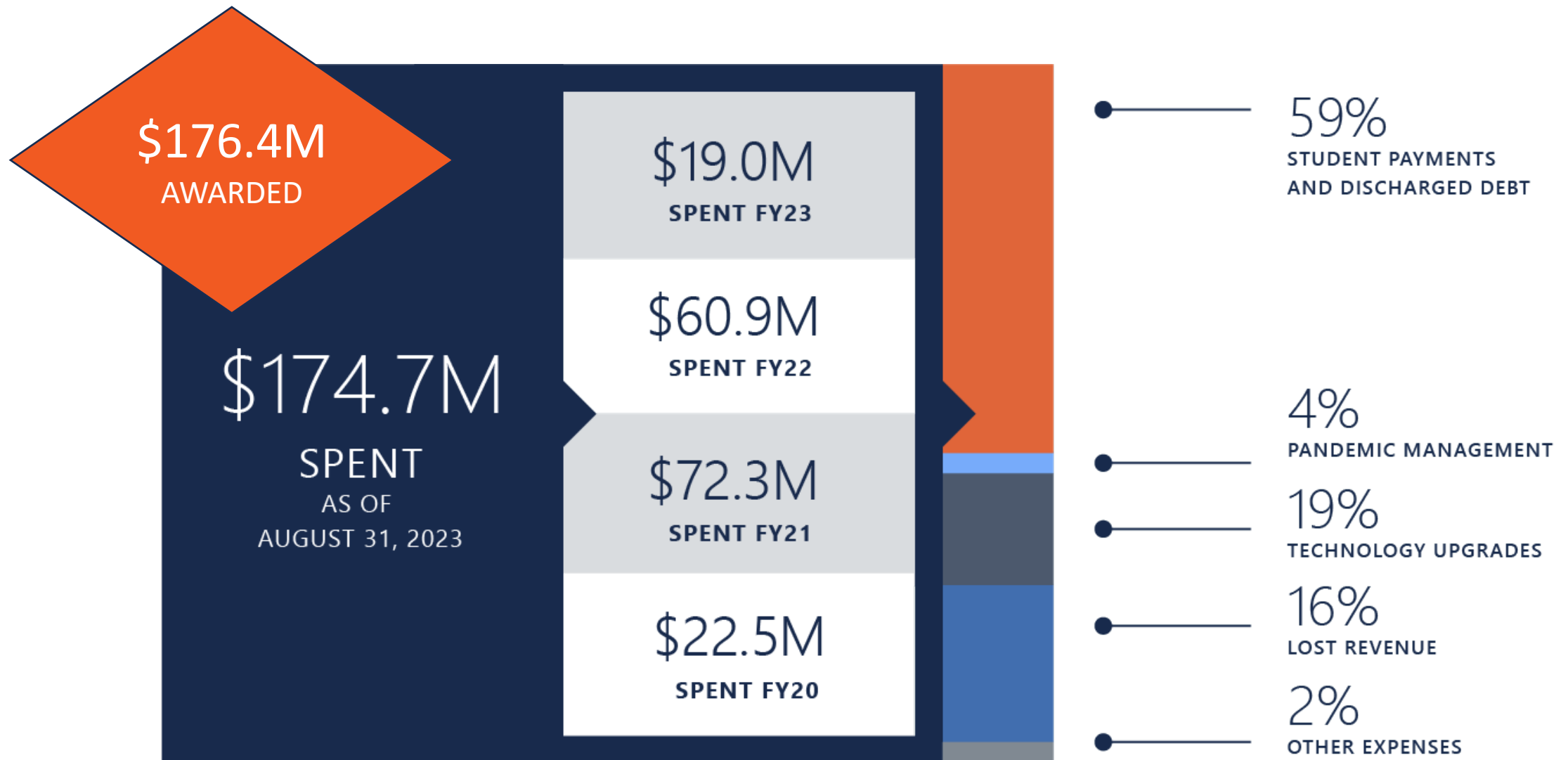
# Financial Highlights - Fiscal Year Ended August 31, 2023



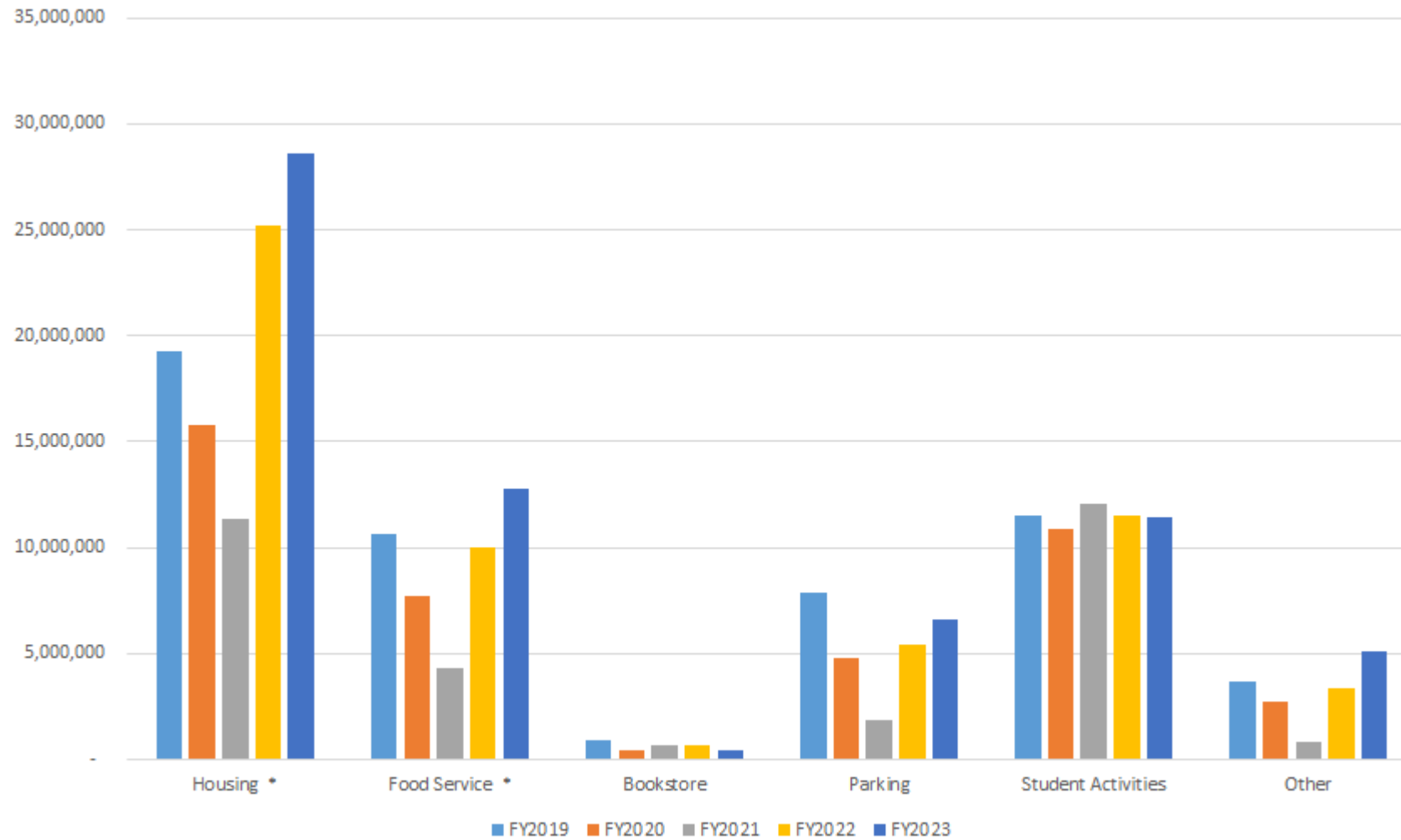
# Annual Financial Report at a Glance

Total Operating Revenue	Total Expenses	Total Assets	Net Capital Assets	Total Endowment
\$751M FY2023	\$727M FY2023	\$2B FY2023	\$882M FY2023	\$287M FY2023
\$772M FY2022	\$703M FY2022	\$1.87B FY2022	\$854M FY2022	\$264M FY2022

# HEERF Awards and Spending



# FY2023 Auxiliary Revenues



# Financial Highlights: Salary & Wage Expenses

	FY2023	FY2022	Difference	
			\$	%
Faculty - Tenure/Tenure track	\$ 75,313,610	72,548,638	2,764,973	3.8%
Faculty - Non-Tenure Track	\$ 29,460,774	27,375,210	2,085,563	7.6%
Faculty - Summer	\$ 16,466,231	14,656,651	1,809,580	12.3%
GTAs and GRAs	\$ 16,503,499	14,737,273	1,766,226	12.0%
Staff - Permanent	\$160,912,506	150,490,553	10,421,953	6.9%
Students - Regular and Work Study	\$ 11,601,958	9,748,347	1,853,611	19.0%
Other Salaries and Wages	\$ 5,177,496	3,532,927	1,644,569	46.5%
Moving Expense and Temporary Housing Allowance	\$ 634,437	579,479	54,958	9.5%
Staff - Temporary	\$ 1,105,503	1,368,684	(263,181)	-19.2%
Vacation Payout	\$ 1,072,679	1,282,205	(209,526)	-16.3%
Overtime and Hazardous Duty Pay	\$ 373,808	323,682	50,126	15.5%
Longevity Pay	\$ 2,228,341	2,188,476	39,864	1.8%
Tuition Remission	\$ 501,871	506,377	(4,506)	-0.9%
<b>Total Salaries and Wages</b>	<b>\$321,352,714</b>	<b>299,338,502</b>	<b>22,014,212</b>	<b>7.4%</b>

# Financial Ratios




# Why the Ratios Matter

UT System uses the ratios to evaluate financial condition

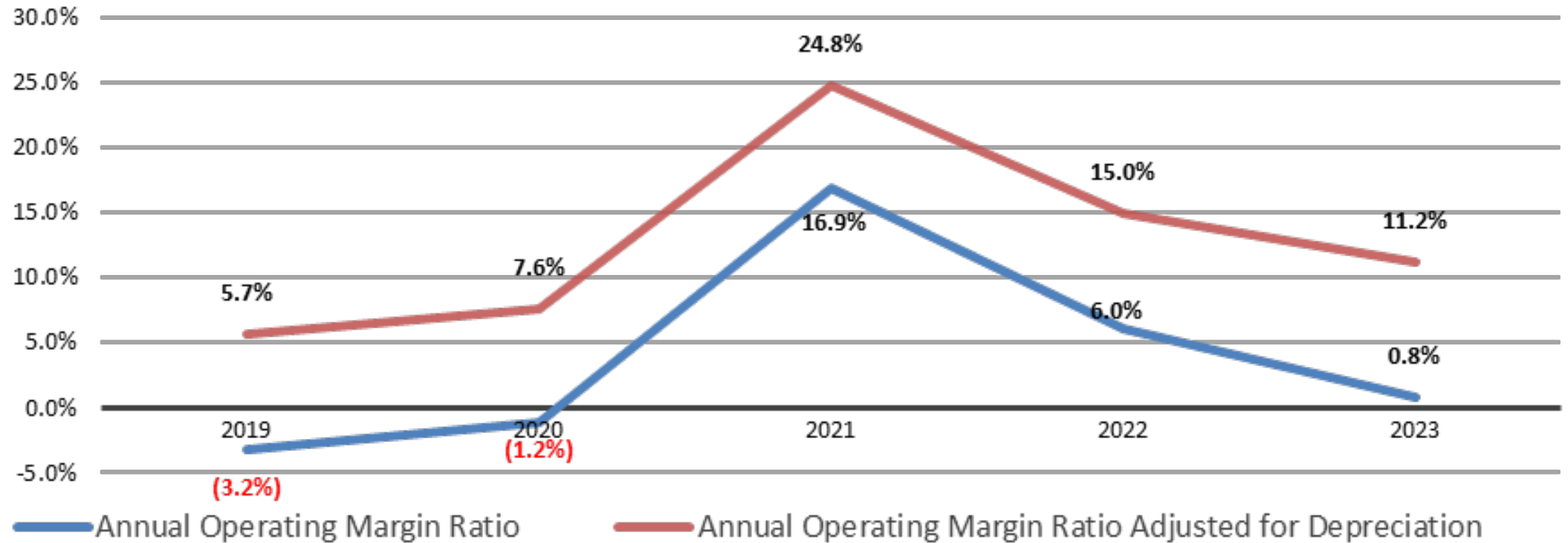
- Satisfactory/Watch/Unsatisfactory
- Satisfactory rating for FY23

Ratios are used to evaluate UTSA financial performance and debt capacity



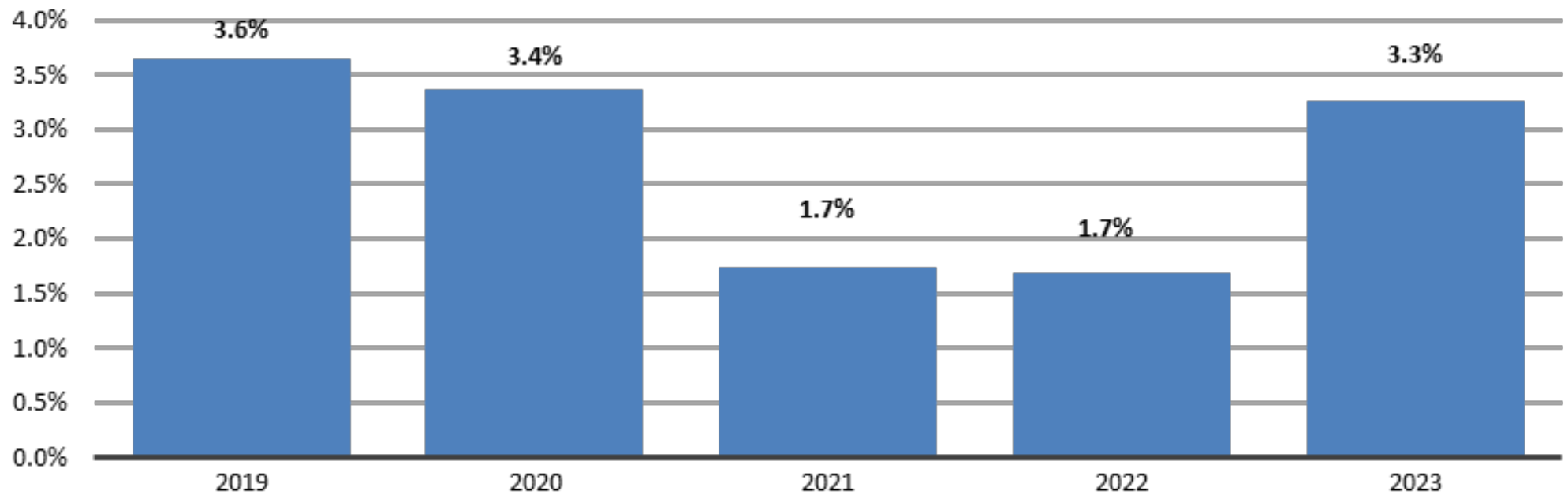
# Annual Financial Condition Ratios

## Operating Performance



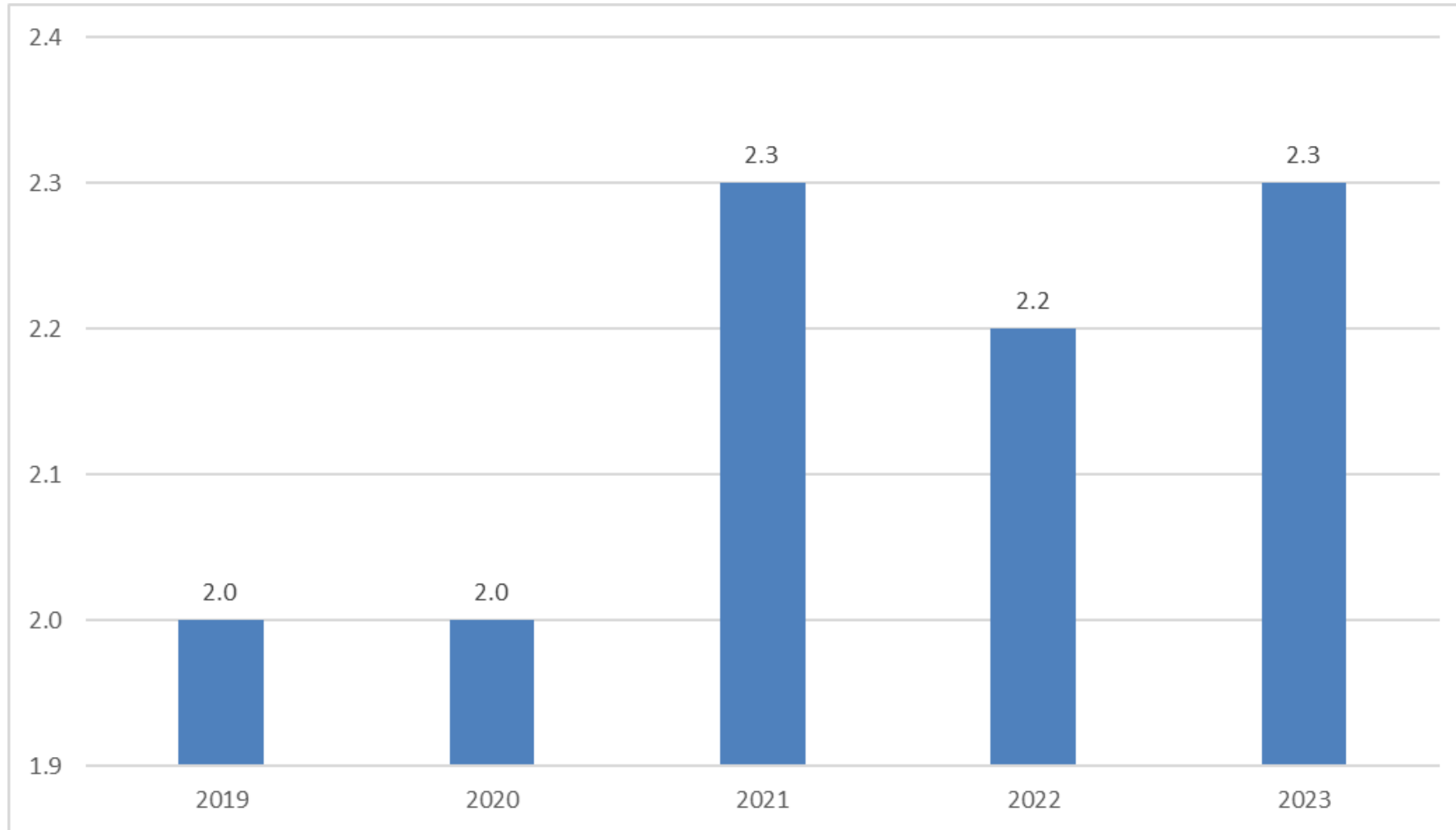
# Annual Financial Condition Ratios

## Debt Service to Operations



# Annual Financial Condition Ratios

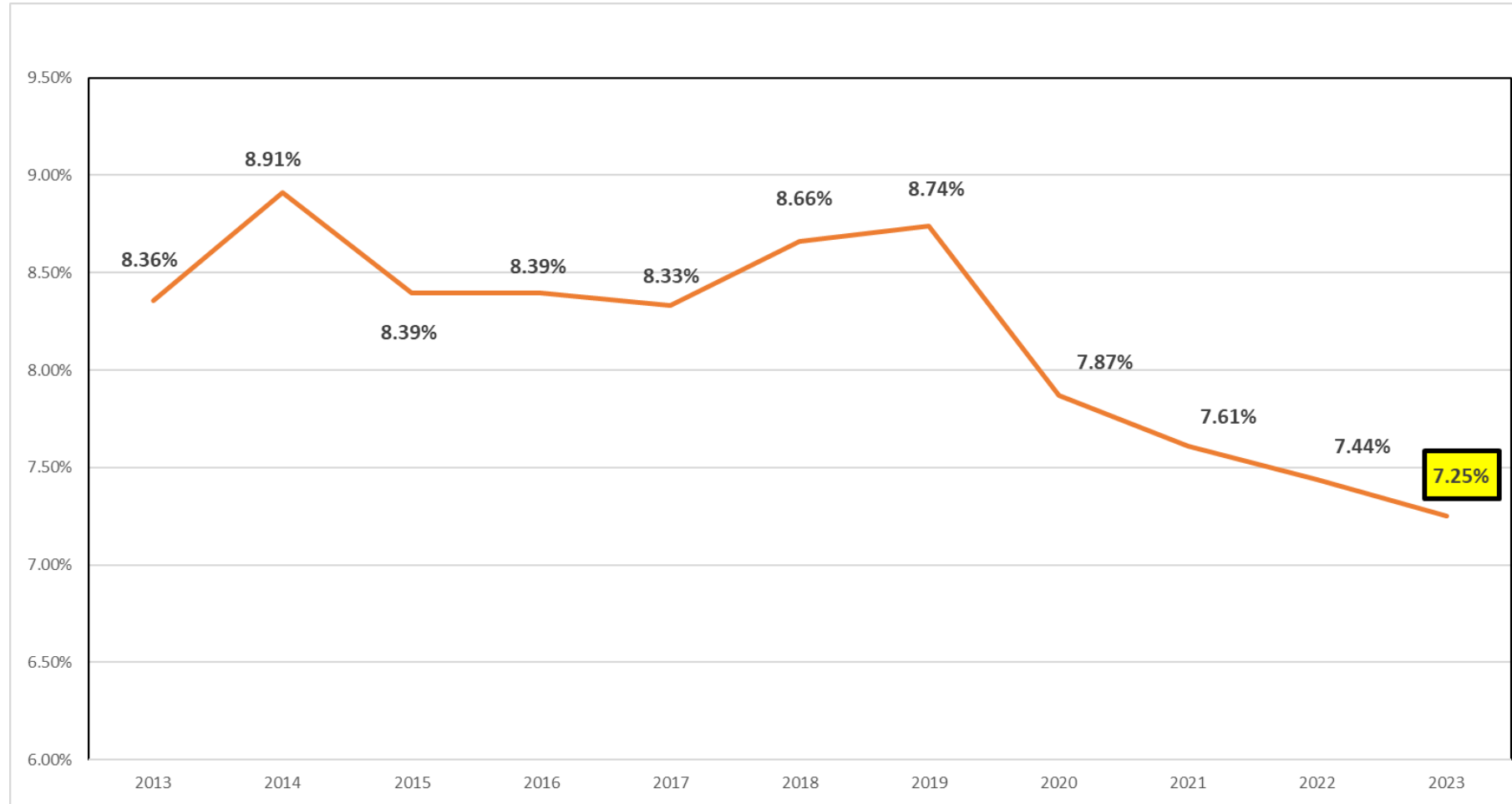
## Spendable Cash & Investments to Total Debt



# Administrative Costs

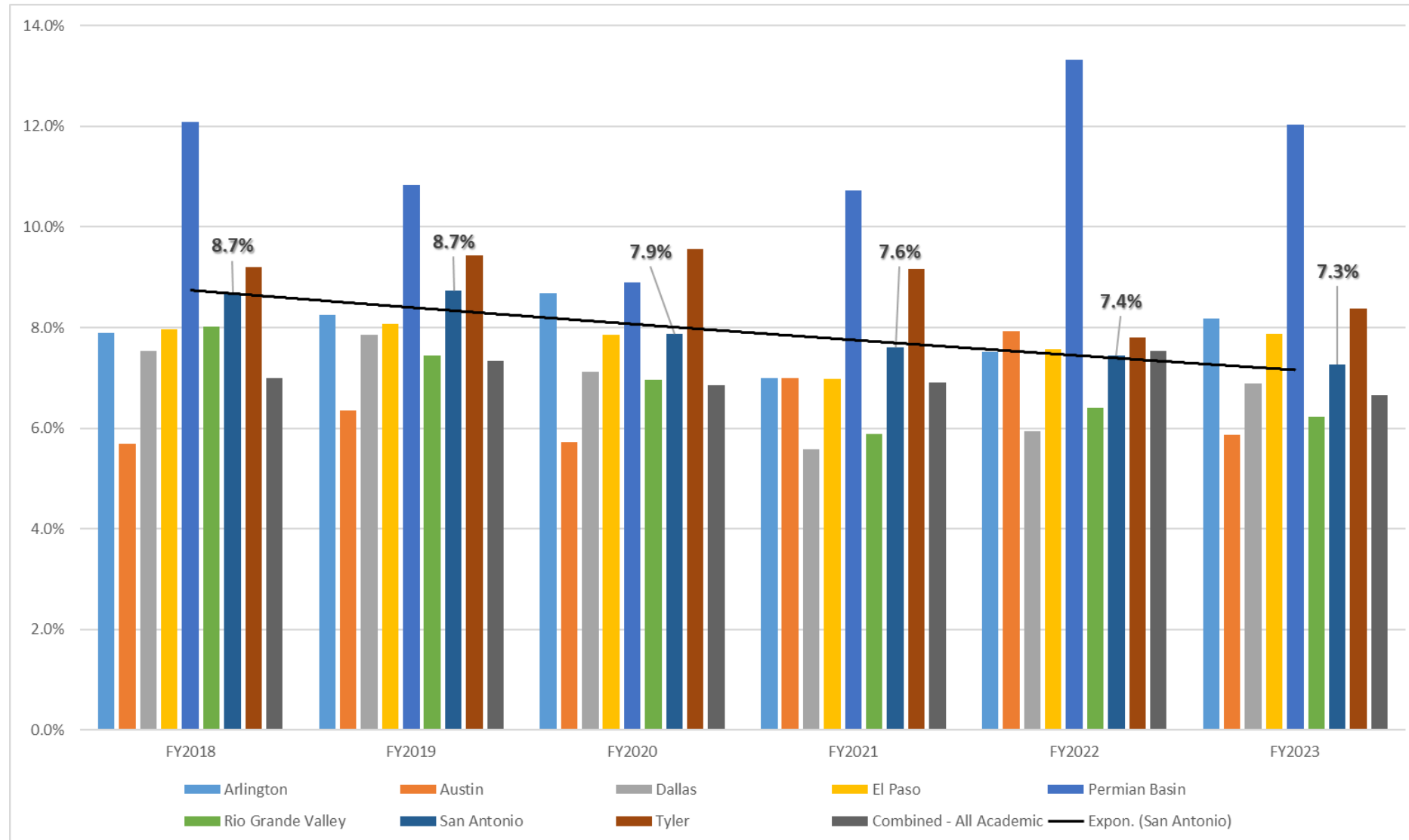


# Administrative Cost Measure\*



*\*The Administrative Cost Measure is a state/UT System calculation. The calculation excludes auxiliary expenses.*

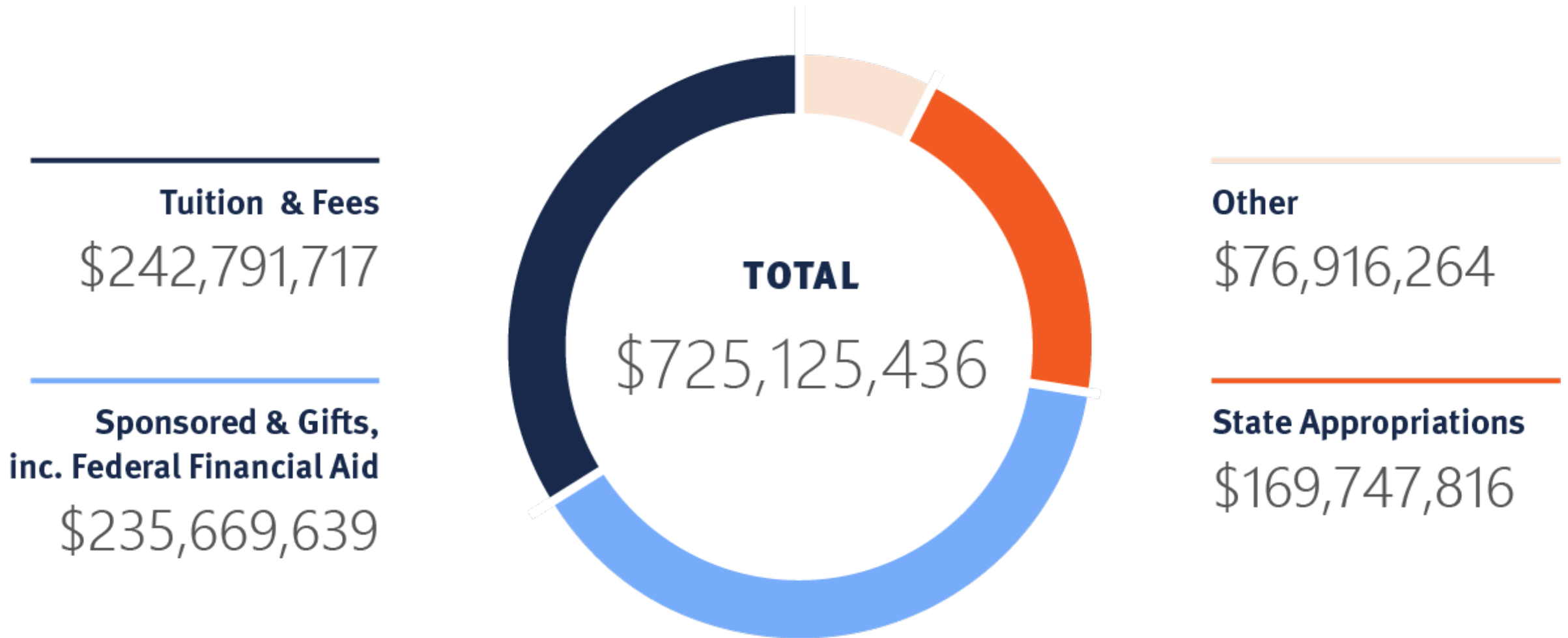
# Administrative Cost Measure – UT System



# FY2024 Budget



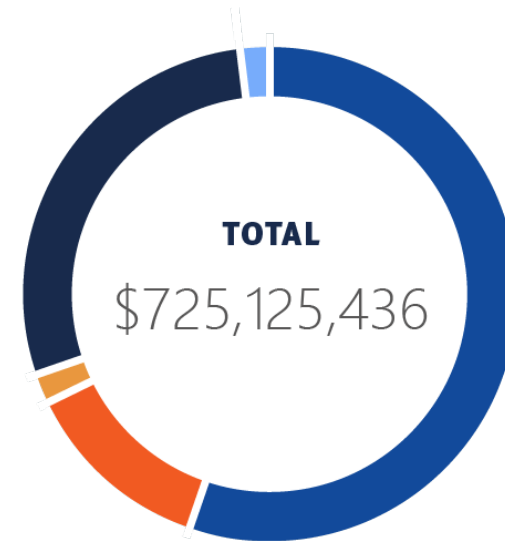
# FY2024 Budgeted Revenue



# UTSA's Expenses

- ➔ Debt Service
- ➔ Compensation
- ➔ Employee Benefits
- ➔ Utilities
- ➔ Scholarships & Fellowships
- ➔ Operations & Maintenance

Debt Service (Principal & Interest)
\$32,724,780
Operations & Maintenance
\$200,383,100
Utilities
\$17,472,083



Compensation & Benefits
\$425,335,069
Scholarships & Fellowships
\$49,210,404

**FY2024 Expense Budget**

# How are Capital Projects Funded?

Type of Funding	Examples
Capital Construction Assistance Project bonds (state program)	San Pedro II
Permanent University Funds (PUF)	San Pedro I & II
Debt (UT System's Revenue Financing System lending program)	Residence Halls
Gifts	San Pedro I
Auxiliary funds	Housing or food service renovations
Institutional funds	Department renovations

**UTSA<sup>®</sup>**  
**CREATING**  
**BOLD**  
**FUTURES<sup>®</sup>**