

COMMUNITY ART CLASSES

2022 FALL CATALOG



TABLE OF CONTENTS

Adult Community Classes	2
Book Arts & Papermaking	3
Printmaking & Mixed Media	4
Drawing & Painting	5
Ceramics	8
Fibers & Weaving	10
Jewelry & Metals	12
Photography & Digital Media	14
Sculpture & Other Media	16
Young Artist Programs	17
Youth & Teen Art Studios	18
Saturday Morning Discovery	19
Teen Studio Intensive & Mobile Arts	20
Registration Policies	21
UTSA Southwest Campus Map	22





**REGISTER AT
UTSA.EDU/PACE**

ADULT COMMUNITY CLASSES | FALL 2022

For over 50 years, artists of all ages and from all around the greater San Antonio area have relied on Southwest School of Art, now UTSA Southwest, for quality art education. Our community classes provide a great learning environment for anyone who has a desire to make art and values individualized attention! The beautiful, historic campus is home to state-of-the-art facilities, highly skilled instructors, top quality equipment and a welcoming community of people who believe in the crucial role that visual arts plays in our society.

Our community arts program includes Fall, Spring and Summer sessions for adults ages 18 and older. The classes are also open to high school students, with written permission of the Department Chair.

Please review registration policies and guidelines listed on page 20 or on the website prior to registering.

If you are not able to register online, please email: CommunityArt@utsa.edu with your name and phone number and someone will contact you for registration assistance or call **210.200.8200**.

4101 | Bookbinding Basics

Keri Miki-Lani Schroeder | *All Levels*

Students will make a variety of book structures using traditional and contemporary bookbinding techniques. This class will cover how to use bookbinding tools and equipment for making handbound books with a focus on craft and structure, as well an overview of materials and resources. Students will make a variety of book structures from traditional hardcover books to innovative sculptural forms. *Includes some materials, see website for a list of items needed for class.*

Mon, Oct 3 – 24 | 6:00 – 9:00pm

Droste Studio | Santikos Building

Tuition: \$185 (Members: \$170) | 4 sessions

4199 | Artist's Books: Integrating Content and Form

Keri Miki-Lani Schroeder | *All Levels*

Artist's Books are a versatile, accessible format for creative content. This workshop will focus on how to combine text, imagery, and bookbinding techniques to support your artwork. We will look at a select Artist's Books, discuss content development and creative writing methods, and experiment with sculptural and movable book structures and materials. Students will leave with their own unique artist's book at the end of the workshop. *Includes some materials, see website for a list of items needed for class.*

Mon, Nov 7 – 28 | 6:00 – 9:00pm

Droste Studio | Santikos Building

Tuition: \$180 (Members: \$165) | 4 sessions

4001 | Introduction to Papermaking

Lacey Mills | *All Levels*

Get your feet wet in this introductory class and explore what handmade paper is all about. Students will have the opportunity to learn about the papermaking process from breaking down fibers to creating paper pulp, adding color to the paper pulp, and using stencils and vails to create paper samples to take home. *Includes all materials. Please bring a lunch.*

Sat, Oct 1 | 10:00am – 4:00pm

Picante Paper Studio | Santikos Building

Tuition: \$130 (Members: \$115) | 1 session

4006 | Hand Papermaking

Lacey Mills | *All Levels*

This course allows students, of all levels of experience, time to work on guided or independent projects. Basic papermaking instruction will be covered for the beginner or as needed, as well as fiber preparation, pigmenting pulp, forming techniques, and more. Students may make paper to print or draw on, as well as use pulp to paint with, or form 3-D shapes around armatures or by casting in moulds. Outside access beyond dates listed below is not included; please see 4000 | *Studio Rental* for additional studio hours. Tuition includes some materials; however students will need to pay for pulp separately. *Please see website for a materials list. See *PAPERMAKING NOTE.*

Mon, Nov 7 – 28 | 6:00 – 9:00pm

Picante Paper Studio | Santikos Building

Tuition: \$190 (Members: \$175) | 4 sessions



4050 | Decorated Paste Papers

Jo Etta Jupe | *All Levels*

Paste paper is a technique of surface painting using implements to create impressions and textures resulting in lovely sheets of patterned paper. Papers may be used in collage, in bookbinding or decorative projects. Using three different types of paste, all made in class, students will learn how to apply color to the paste, and use stencils, collage, stamps, and decorating tools. Paper will be left to dry and will need to be picked up on an alternative day. *Includes materials; however, see website for a list of options supplies.*

Sat, Oct 22 | 10:00am – 2:00pm

Droste Studio | Santikos Building

Tuition: \$115 (Members: \$100) | 1 session

6111 | Printmaking

Lacey Mills | *All Levels*

Explore non-toxic printmaking methods with focus on areas of greatest individual interest. Class instruction will include producing the plate or matrix, printing, and editioning. Beginning level students will try various types of printmaking—relief, monotype, collagraph, and etching. Intermediate-level students will have the opportunity to explore more advanced projects in etching, relief, lithography, and collagraph. *A materials list will be provided at the first class.*

Section A: Tue, Sep 20 – Nov 22 | 6:00 – 9:00pm

Section B: Wed, Sep 21 – Nov 23 | 9:30am – 12:30pm

Flohr Print & Droste Design Studio | Santikos Building

Tuition: \$310 (Members: \$295) | 10 sessions

6308 | Letterpress Skills

Michael Simons | *All Levels*

Learn basic techniques for printing on the Vandercook and C&P presses, and using a collection of vintage wood and metal type. Instruction will include design and typesetting, inking and impression, and setting up and cleaning the press. Students are encouraged to bring ideas for their projects, whether a poster, cards, art print or book pages. This course requires preparation outside of class to complete projects. *Supplies and tools needed for individual projects will be discussed in class.*

Wed, Sep 21 – Dec 7 (No class Oct 12 & Nov 23)

6:00 – 9:00pm

Book Arts Studio | Santikos Building

Tuition: \$325 (Members: \$310) | 10 sessions



6307 | Holiday Cards

Michael Simons | *All Levels*

Up your correspondence game—make your own unique holiday cards! Discover the basics of letterpress printing and get hands-on experience in this two-day workshop. Learn to set wood and metal type, as well as printer's cuts with festive images and print on a cylinder press. Students will design their own card, print take-home pieces for themselves, and contribute to a collaborative card swap. *Includes materials; please bring a lunch.*

Sat & Sun, Nov 5 & 6 | 9:30am – 5:00pm

Book Arts Studio | Santikos Building

Tuition: \$190 (Members: \$175) | 2 sessions

Studio Note: Students who are currently registered for an on-campus book art, papermaking, printmaking or mixed-media class will be allowed open studio access. They will need to sign up in advance; times will be discussed in class. No outside studio time will be permitted at this time.



8000 | Introduction to Drawing

Rebecca Burritt | *Beginner*

Have you always wanted to draw? Get a step-by-step, hands-on guided tour of line drawing with charcoal and pencil—all supplies provided! Grasp an understanding of observational drawing, translating what the eye sees on to the page, as well as the design and composition principles that lie beneath all art: line, color, texture, and values. Let this non-judgmental introductory class be the steppingstone to future art classes. *Includes materials; please bring a bag lunch.*

Sat, Sep 17 | 10:00am – 4:00pm

Briscoe Studio | Negley Building

Tuition: \$115 (Members: \$100) | 1 sessions

8001 | Basic Drawing

Kate Terrell & Norman Engel | *Beginner*

Drawing is a learned skill based on hand-eye coordination. Through free-hand drawing, you will develop skills to render three-dimensional objects—using drawing principles of line, shape, value, texture, perspective, and composition. *Bring an 18 by 24-inch drawing pad, a selection of graphite pencils, and an eraser; additional materials will be discussed at the first class.*

Section A: Terrell Tue, Sep 27 – Nov 15 | 6:30 – 9:00pm

Section B: Terrell Wed, Sep 28 – Nov 16 | 9:30am – 12:00pm

Section C: Engel Sat, Oct 1 – Nov 19 | 10:00am – 12:30pm

Briscoe Studio | Negley Building

Tuition: \$235 (Members: \$220) | 8 sessions

8099 | Sketch Journalism

Sabra Booth | *All Levels*

Learn the skill of quick gestural drawing for sketching on the go, whether for jotting down travel memories or ideas for later exploration. Quick gestural drawing and the use of perspective will be covered. Class will convene outdoors on SSA's grounds and the Riverwalk. A variety of media suitable for quick, on-the-go drawing will be explored from ink, markers, gouache, and watercolor pencils. See Website for materials list.

Fri, Oct 7 – Nov 18 (No class Oct 28) | 9:00 – 11:30am

Santikos Lobby | Santikos Building

Tuition: \$175 (Members: \$160) | 6 sessions

8102 | Drawing Beyond the Basics

Greg Johnson | *Beginner/Intermediate*

This multi-level class is for beginners with some drawing background or for experienced student-artists who would like to refresh their drawing skills or learn about different drawing styles and materials. Students will move beyond using drawing merely to render objects accurately and will come to view drawing as a challenging vehicle for expression of both form and narrative. *Bring a sketchbook or drawing pad (size 11 by 14 or 18 by 24-inches) and a selection of pencils and an eraser; additional materials will be discussed at the first class. Prerequisite: Basic Drawing or equivalent experience.*

Wed, Sep 21 – Nov 16 | 6:30 – 9:00pm

Briscoe Studio | Negley Building

Tuition: \$250 (Members: \$235) | 9 sessions



8120 | Portrait Drawing

Rebecca Burritt | *Intermediate*

Every face is unique and individually expressive. Discover the fundamental of portraiture as you expand your observational drawing skills. Learn about facial proportion and structure, and how to draw basic facial features while expanding that skill to capture the personal qualities of each face. Students will receive direct guidance from the instructor as they work from photographs, self-studies, and live models. *Previous drawing experience recommended. Please see website for list of suggested supplies.*

Tue, Sep 27 – Nov 15 | 10:00am – 12:30pm

Duncan Studio | Santikos Building

Tuition: \$260 (Members: \$245) | 8 sessions

8125 | The Figure in Drawing

Andrei Rentería | *Intermediate*

Learn the basic elements, or tools, used to create the human figure in an academic procedural approach; that is, a general-to-specific approach, where one element is built upon a previous one (as opposed to a more direct type of drawing where each line is essentially the finished line). Students will explore how to draw the gesture clearly and learn to contain the forms that make up the human body into basic volumes (i.e. spheres, boxes, ellipses and cylinders). Towards the end of the course, students will concentrate on specific landmarks of anatomy and useful facts about the human body, in order to develop a strong systematic approach that frees them creatively, while adding complexity and a new level of believability to their drawings. Students will work from live models and use simple drawing materials. **Prerequisite:** *Previous drawing experience. Model fees are included; please see website for a list of supplies.*

Tue, Sep 27 – Nov 15 | 6:30 – 9:00pm

Duncan Studio | Santikos Building

Tuition: \$270 (Members: \$255) | 8 sessions



8080 | Cartooning, Comics, Caricature, and Anime

Mike Fisher | *All Levels*

Cartooning, or visual storytelling, is more than just an enjoyable indulgence of the imagination; it speaks to interests such as editorial illustration, children's book illustration, comic strips, comic books, and storyboarding. Its various forms combine caricature, figure drawing, and illustration through the medium of ink and watercolor on paper. Instruction will focus on character development, illusions of movement, sequential staging, setting management, inking, and coloring—all aimed towards the refinement of narratives and ideas. *Bring a 9 by 12-inch sketchbook and a sharpened pencil to the first class. Open to ages 15 and older.*

Thu, Sep 22 – Nov 17 (No class Nov 3) | 6:30 – 9:00pm

Gen Ed Classroom | Santikos Building

Tuition: \$235 (Members: \$220) | 8 sessions

8310 | Painting

Sam Velasquez & Norman Engel | *All Levels*

Painting is an ideal class for the beginning student who wants a structured approach to painting with acrylic paints. The class will cover color mixing, paint application, selection and use of brushes, and other painting tools, as well as painting composition. A limited color palette is encouraged to learn how to mix a variety of colors. Intermediate students may sign up and work with the instructor's guidance. *See website for materials list. There are no prerequisites; however, Basic Drawing is recommended.*

Section A: Velasquez Wed, Sep 14 – Nov 16 | 6:30 – 9:00pm

Section B: Engel Thu, Sep 15 – Nov 17 (No class Nov 3)

6:30 – 9:00pm

Section C: Engel Fri, Sep 16 – Nov 18 | 10:00am – 12:30pm

Duncan Studio | Santikos Building

Tuition A: \$270 (Members: \$255) | 10 sessions

Tuition B: \$255 (Members: \$240) | 9 sessions

Tuition C: \$270 (Members: \$255) | 10 sessions

8319 | Contemporary Watercolor

Katie Pace Halleran | *All levels*

In this non-traditional contemporary approach to watercolor painting, students will create work that reflects feelings, experiences, and heavily abstracted symbols drawn from their own personal lives. Students will learn traditional and non-traditional watercolor techniques, as well as fundamental principles of art with an emphasis on compositions, color theory, and supportive creative exploration. Students should be comfortable with the unique nature of watercolor and be willing to let that guide them through visual experiences of self-discovery and self-expression. *Some watercolor experience is preferred, but not required. Please see website for materials list.*

Thu | Sep 29 – Nov 17 | 10:00am – 1:00pm

Duncan Studio | Santikos Building

Tuition: \$260 (Members: \$245) | 8 sessions



8309 | Oil Painting

Jerry Cabrera | *Intermediate*

Oil paints—known for their flexibility, slower drying and working time, opacity as well as transparency, and depth of color—offer the painter a variety of application methods from thin glazes diluted with solvent built-up in layers to thick impasto painting. Investigate the materials and techniques of oil painting as you acquaint yourself with the medium. Emphasis on developing a personal style of painting, as well as working on composition and the principles for completing a well-executed painting will also be covered. Prior drawing and painting experience helpful. *See website for a list of materials.*

Sat, Sep 17 – Nov 19 | 10:00am – 12:30pm

Duncan Studio | Santikos Building

Tuition: \$270 (Members: \$255) | 10 sessions

8320 | Watercolor Painting

Jeannetter MacDougall & Scott Cooper | *All levels*

This class is for both the first-time painter, as well as the student who would like to learn more about the various approaches to painting in this very direct medium. Demonstrations will be given on how to paint wet-on-wet washes, dry-on-wet washes, and with a dry brush. Color theory as it relates to watercolor will be discussed. Intermediate level students, while developing an independent vision, will learn ways to improve their painting skills through advanced demonstration, practice, and critique. *See website for materials list.*

Section A: MacDougall Mon, Sep 26 – Nov 14

| 6:00 – 8:30pm

Section B: Cooper Sat, Oct 1 – Nov 19 | 1:00 – 3:30pm

Duncan Studio | Santikos Building

Tuition: \$250 (Members: \$235) | 8 sessions

8312 | Landscape Painting

Jeannette MacDougall | *All Levels*

Working from photographs and plein air (outdoor) sketching, learn basic landscape principles. You can explore water-based painting media from watercolor, gouache, and acrylic and study stylistic examples of artists who have worked within these methods. Painting methods and various working approaches will be demonstrated and encouraged. *See website for a list of materials; additional materials will be discussed in the first class. Previous drawing or painting experience is recommended, but not required.*

Mon, Sep 26 – Nov 14 | 1:00pm – 3:30pm

Duncan Studio | Santikos Building

Tuition: \$250 (Members: \$235) | 8 sessions

Also see **8911 | Professionalism and Presentation** listed on page 16.

1011 | Introduction to Throwing

Woods, Corney, Gould, & Escobedo | *All Levels*

This class will focus on the basic skills of wheel throwing—centering, opening, and pulling clay into shape—followed by learning to form bowls, cylinders, and cups. Students will also learn to evaluate form and how form serves a vessel's function while working in mid-range clay and glazes in the electric kiln. See ***CERAMICS NOTE**.

Section A: Woods Mon, Sep 12 – Nov 14 | 10:00am – 1:00pm

Section B: Corney Wed, Sep 14 – Nov 16 | 6:00 – 9:00pm

Section C: Gould Fri, Sep 16 – Nov 19 | 6:00 – 9:00pm

Section D: Escobedo Sat, Sep 17 – Nov 20

10:00am – 1:00pm

Wheelthrowing Studio | McAllister Building

Tuition: \$335 (Members: \$320) | 10 sessions

1038 | Tile Making Basics

Marc Rosenthal | *All Levels*

Students will learn how to design and layout a mini mural in tile form. Tiles will be produced using mid-range stoneware clay, which will be fired using cone 6 glazes and glaze applications in an electric kiln. Methods of display and installation will also be covered. **Prerequisite:** *Students must have completed a minimum of one introduction to handbuilding or wheelthrowing course. Tuition covers glaze materials and kiln firing; however, students should anticipate additional fees for clay, specific glazes, and some tools.* See ***CERAMICS NOTE**.

Mon, Sep 12 – Nov 14 | 6:00 – 9:00pm

Handbuilding Studio | McAllister Building

Tuition: \$335 (Members: \$320) | 10 sessions



1012 | Introduction to Handbuilding

Lisa Nigro | *Beginner*

Fundamental handbuilding skills and techniques will be covered including pinch pots, coil building, and slab construction with a focus on fun, artful, and utilitarian forms as well as surface techniques to add decorative elements to make the work truly one-of-a-kind. The class will work in low-fire terracotta clay and glazes; students will learn how to use these materials for the purpose of handbuilding. See ***CERAMICS NOTE**.

Tue, Sep 13 – Nov 15 | 6:00 – 8:30pm

Smith Studio | McAllister Building

Tuition: \$320 (Members: \$305) | 10 sessions

1030 | Throwing Skills

Michael Corney | *Intermediate*

Expand and refine your throwing skills through the forming of bowls, cups, lids, pitchers, and the assemblage of two-part forms. Presentations and discussions will cover how to integrate form with function. This class will use high-fire Balcones clay and gas fired reduction glazes. **Prerequisite:** *Students should have completed at least two Introductory to Wheelthrowing courses and have prior throwing experience.* See ***CERAMICS NOTE**.

Wed, Sep 14 – Nov 16 | 10:00am – 1:00pm

Wheelthrowing Studio | McAllister Building

Tuition: \$340 (Members: \$325) | 10 sessions

1034 | Stacking and Throwing Large Forms

John Bogovich | *Intermediate/Advanced*

Expand and challenge your throwing skills by creating larger forms demonstrated through two approaches—single thrown or multi-pieced forms. Learn how to throw multiple forms that can then stacked or reassembled into one larger form and how to throw large single forms using quick-drying techniques to stabilize the large-scale throwing process. Students who prefer to throw smaller 2-5 lbs of clay can use the stacking method to create a forms measuring 12–24 inches while students capable of throwing 5-10 pounds of clay will be comfortable throwing single forms of that same height. Clay and firings will be high-fire. **Prerequisite:** *Students must have completed two throwing skills courses or be currently proficient throwing at an intermediate level. See *CERAMICS NOTE.*

Mon, Sep 12 – Nov 14 | 6:00 – 9:00pm

Wheelthrowing Studio | McAllister Building

Tuition: \$340 (Members: \$325) | 10 sessions

1075 | Handbuilding: Sculptural Forms

Michael Corney | *Intermediate/Advanced*

Learn to take ideas from concept to three-dimensional form. Handbuilding is the fundamental construction method used to create sculptural ceramic forms. You will undertake a variety of projects that incorporate slab construction, round and flat coil construction, pinch-forming methods, as well as surface texturing. The class will work in low-fire clay and glazes and learn how to use these materials for the purpose of handbuilding and decorating sculptural work. *Tuition covers glaze materials and kiln firing; however, additional fees for clay, specific glazes and some tools should be anticipated. See *CERAMICS NOTE.*

Tue, Sep 13 – Nov 15 | 10:00am – 1:00pm

Handbuilding Studio | McAllister Building

Tuition: \$340 (Members: \$325) | 10 sessions

1040 | Raku and Other Alternative Firing Techniques

Lyn Woods | *Intermediate/Advanced*

Open to individuals who throw and/or hand-build, this class will focus on three methods of low temperature alternative firing—American raku, horsehair resist with high contrast, and vapor fuming in a barrel kiln. Burnishing, the making and use of terra sigillata, using oxides and chlorides as colorants, and copper wire for mark making will be covered with a focus on understanding appropriate forms for the different firing techniques and some of the various types of resists. **Prerequisite:** *Students must have had at least one intermediate level throwing or handbuilding class and must be physically able to pull their own work from the kiln using raku tongs. See *CERAMICS NOTE.*

Thu, Sep 22 – Nov 10 | 10:00am – 1:00pm

McAllister Ceramics Studio | Ursuline Campus

Tuition: \$305 (Members: \$290) | 8 sessions



***CERAMICS NOTE:** Students must be able to lift 25lbs of clay. Tuition for all ceramic courses covers glaze materials and kiln firing; however, students should anticipate fees for purchasing additional clay, specialty underglazes, and some tools unless otherwise noted. 25lb bags of clay and introductory tool kits are \$20 each. Clean up sponges are required and \$2 each. Cash or check accepted.

Studio Note: Enrolled ceramic students will be allowed limited open studio access—one (1) hour prior to the start of their class and 1 ½ hours immediately following the end of their class. Limited open studio time for students to practice will be determined at the beginning of the session; times will be discussed in each class. Open studio time is intended for practicing techniques and projects covered in class; no outside work is allowed.

2001 | Introduction to Weaving

Nancy Heneghan | *Beginner*

Learn the fundamentals of weaving on a four-shaft loom. This foundation class focuses on loom set up, understanding basic weave patterns (plain weave and twill variations), double weave construction and material considerations. Creating sound structure and developing good weaving habits will be emphasized. Reading drafts will also be covered. Each student will have the exclusive use of a floor loom for the semester. A supply list will be provided at the first session. **Note:** This class is a prerequisite to 2002 *On-Loom Weaving Studio Projects*.

Section A: Mon, Sep 12 – Nov 14 | 6:00pm – 9:00pm

Section B: Wed, Sep 14 – Nov 16 | 9:30am – 12:30pm

Maxham Fiber Studio, 2nd Floor | Tobin Building

Tuition: \$290 (Members: \$275) | 10 sessions

2002 | On-Loom Weaving Studio Projects

Casey Galloway | *Intermediate/Advanced*

This program is designed for intermediate and advanced student-artists who wish to pursue their own direction in weaving. Acquiring new structural and manual skills and exploring new materials will be emphasized. Individual planning sessions along with some group instruction will allow students to proceed at their own pace. Each weaver will have exclusive use of one of the Fibers Department's large collection of floor looms and three-week use of the dye lab. *Prior to registering, students must contact, casey.galloway@utsa.edu, by Aug 8; if approved, students will be contacted by e-mail on or before Aug 9 and must register by Sep 1. The instructor reserves the right to restrict enrollment.* **Prerequisite:** 2001 *Introduction to Weaving* or equivalent experience.

Section A: Mon, Sep 12 – Nov 14 | 6:00 – 9:00pm

Section B: Tue, Sep 13 – Nov 15 | 10:00am – 1:00pm

Section C: Wed, Sep 14 – Nov 16 | 6:00 – 9:00pm

Section D: Thu, Sep 15 – Nov 17 | 10:00am – 1:00pm

Maxham Fiber Studio, 1st & 2nd Floor | Tobin Building

Tuition: \$290 (Members: \$275) | 10 sessions



NEW 2660 | Beginners Embroidery

Lauren Gonzalez | *All Levels*

Learn nine basic stitches that are the foundation of embroidery and take home a visually pleasing, hangable embroidery sample! These stitches will set you up to begin embroidery as well as conquer more advanced stitches and embroidery techniques. Included in the workshop is a full take home beginner kit (Hoop, scissors, thread, needle, heat erasing pen, sample of fabric stabilizer and transfer paper) along with an embroidery tips and tricks handout for reference. Class discussion will include how to choose which fabrics to embroider on, preparing a hoop, threading a needle, various ways to transfer your embroidery designs, how to embroider on clothing and how to protect your work.

Sat & Sun, Oct 22 & 23 | 10:00am – 1:00pm

Gen Ed Classroom, 2nd Floor | Santikos Building

Tuition: \$130 (Members: \$115) | 2 sessions



NEW 2177 | Dye with Indigo

Jean Dahlgren | *All Levels*

Indigo is considered “The Blue Gold” of natural dyes. Fermented indigo has been used as a dye for thousands of years. In this workshop, we will create an indigo vat using pre-reduced indigo, a much less time intensive process. We will fold, twist, roll, gather, tie, scrunch or bind the fabric. The fabric will be immersed in the indigo vat, once removed the fabric turns from green to blue. Unbinding the fabrics will reveal truly unique patterns and compositions. *Please see the website for a list of items to bring to class.*

Sat, Oct 1 | 10:00am – 4:00pm

Droste Design Studio | Santikos Building

Tuition: \$135 (Members: \$120) | 1 session

NEW 2950 | Twined Reed Basket


Sarita Westrup | *All Levels*

Create a beautiful and functional twined basket in the round. Learn how to weave with round reed, begin with a pointed star base, and weave a spiral to form the basket. Finish the lip of the basket and add a reed handle to hang on the wall. This is a wonderful beginning level basket weaving class, all levels are welcome. There will be a presentation on contemporary basket artists and discussion. *Plan to pack a lunch or eat nearby. Please see the website for a list of materials.*

Sat, Nov 12 | 10:00am – 5:00pm

Droste Design Studio | Santikos Building

Tuition: \$195 (Members: \$180) | 1 session



NEW 2154 | Basic Feltmaking

Liza Collins | *All Levels*

Feltmaking is considered to be one of the oldest and simplest processes for creating fabric and textile forms. Applications can be functional or decorative, even conceptual with infinite creative possibilities from hangings, garments, jewelry, and more. It is a wondrously versatile fabric as it can be made as light and fragile as a piece of lace or strong and durable enough to make into a dwelling. The technique is quick and easy to grasp. Through the simple layering of wool fiber, soapy water, and a generous amount of friction, magic happens! This class will cover all aspects of wet feltmaking techniques, including both flat felted fabrics and simple three-dimensional forms. *Includes most materials, see website for a list of supplies; please bring a lunch.*

Sat & Sun, Oct 15 & 16 | 10:00am – 4:00pm

Droste Design Studio | Santikos Building

Tuition: \$180 (Members: \$165) | 2 sessions

3110 | Introduction to Jewelry-Making Techniques

Laura Quiñones | *Beginner*

What does it take to make a ring? Construction of handmade rings will be the focus of this two-day course in metal. Students will be introduced to the basic techniques of working with non-ferrous metals (copper, brass, and silver), basic hand tools, forging, forming, silver-soldering using a torch, surface embellishment, and finishing techniques. In two days, students should expect to walk away with at least two finished projects. *Please bring a bag lunch. See *METALS SUPPLIES NOTE.*

Section A: Sat & Sun, Sep 17 & 18 | 10:00am – 4:30pm

Section B: Sat & Sun, Nov 12 & 13 | 10:00am – 4:30pm

Willson Metals Studio | Santikos Building

Tuition: \$180 (Members: \$165) | 2 sessions



3001 | Metal Skills 1

Sarah T. Roberts & Alejandra Salinas Pérez | *Beginner*

Learn the fundamental techniques and tools used to create unique jewelry and small metal sculptures as you work through a series of projects focused not only on technique, but also on encouraging individual expression. Techniques covered will include sawing, basic forming, surface textures, silver-soldering, riveting, ring-making, and surface finishes. **Note:** *Bilingual instruction is available for Section B. Tool kits and some supplies included. See *METALS SUPPLIES NOTE.*

Section A: Roberts Tue, Sep 20 – Nov 8 | 6:00 – 9:00pm

Section B: Pérez Fri, Sep 30 – Nov 18 | 9:30am – 12:30pm

Willson Metals Studio | Santikos Building

Tuition: \$295 (Members: \$280) | 8 sessions

3002 | Introduction to Lost Wax Casting

Sarah T. Roberts | *Beginner*

Explore this ancient process of casting to create unique and individualized jewelry-scale objects in bronze or silver. The class will begin with a basic project and then allow for independently focused projects for the remainder of the term. Class demonstrations will depend on the needs of individual projects in addition to the basics—model-making, setting sprues, preparing the model in the flask, burning out the wax, casting the molten metal, and surface finishing. *No previous metal experience required. Students will need to purchase casting grain for their individual projects. See *METALS SUPPLIES NOTE.*

Thu, Sep 22 – Nov 17 (No class Nov 3) | 6:00 – 9:00pm

Willson Metals Studio | Santikos Building

Tuition: \$325 (Members: \$310) | 10 sessions

3010 | Enameling Basics

Laura Quinones | *All Levels*

Delight in the bright colors achieved by fusing transparent and opaque enamels to copper. Discover how to create textures and unique shapes to capture the reflections of light. This class will cover a variety of methods for fusing colorful enamel (glass) to copper using both a torch and kiln. Students will be introduced to a variety of techniques and will be encouraged to experiment and can expect to complete a pair of earrings and a pendant. *Basic metals skills are helpful but not required. Tuition includes basic supplies kit and access to studio tools. See *METALS SUPPLIES NOTE.*

Tues, Nov 15 – Dec 6 | 6:00 – 9:00pm

Willson Metals Studio | Santikos Building

Tuition: \$200 (Members: \$185) | 4 sessions



3018 | Working with PMC3

Lorena Angulo | *All Levels*

This class will focus on learning the basic techniques of working with PMC3 (Precious Metal Clay) a fine silver clay from how to sculpt and carve with the metal clay to constructing a piece of jewelry. Students will learn how to roll and shape the metal clay, how to use tools to carve it and texture it to create dimension as well as surface finishing. Kiln use and firing the pieces will be reviewed to have a better understanding of the firing of metal clay. Students will be asked to purchase some materials ahead of time. *Please see website for a list of supplies to order for the class; tool kits will be available for use during class.* Fri, Oct 14 | 6:00 – 8:30 and

Sat & Sun, Oct 15 & 16 | 9:30am – 4:30pm

Willson Metals Studio | Santikos Building

Tuition: \$230 (Members: \$215) | 3 sessions

3024 | Metal Skills 2: Etching and Bezel Setting

Alejandra Salinas Pérez | *Intermediate*

In this follow up course to *Metals Skills 1*, students will hone their sawing, soldering, forming, and surface finishing skills and apply those basic metalsmithing techniques to create more complex projects. Demonstrations will include how to etch a pattern or texture into metal, how to create a bezel for stone setting, and how to make jump rings and chains for wearable objects. Students can anticipate completing at least two projects. See ***METALS SUPPLIES NOTE**.

Mon, Sep 19 – Nov 21 | 9:30am – 12:30pm

Willson Metals Studio | Santikos Building

Tuition: \$325 (Members: \$310) | 10 sessions



3200 | Advanced Metals Studio Projects

Alejandra Salinas Pérez | *Advanced*

For the advanced student wishing to pursue a new or continued topic of metalworking and/or jewelry-making or to create a small body of work. Although projects are self-directed, the instructor will work with each student to assist with design, aesthetic, and/or technical decisions.

Prerequisite: *Successful completion of at least three metals courses or equivalent intermediate metals experience. See*

***METALS SUPPLIES NOTE**.

Wed, Sep 21 – Nov 23 | 9:30am–12:30pm

Willson Metals Studio | Santikos Building

Tuition: \$325 (Members: \$310) | 10 sessions



***METAL SUPPLIES NOTE:** Tuition for metals classes covers basic studio supplies, chemicals, and access to tools and equipment. Some classes include a limited supply kit unless otherwise noted. Students should anticipate additional fees for other tools, metal, and findings for their samples or projects. Please see website for specific supply list.

Jewelry & Metals Open Studio: Open studio time will be permitted prior to and immediately following class time; limited outside of class for open studio time will be discussed in class.

5006 | Introduction to Photography

John Hendrick | *All Levels*

Make your photographs more dynamic by using simple techniques and compositional tools. Gain a sound understanding of basic camera functions to give you more creative control of your manual 35mm film or digital SLR camera. Discussions will center on focus settings, focal lengths, exposures, composition arrangement, camera angles, and other strategies for making successful photographs. The instructor will work with you individually to solve specific problems.

Mon, Oct 3 – Nov 21 | 6:30 – 8:30pm

Gen Ed Classroom, 2nd Floor | Santikos Building

Tuition: \$175 (Members: \$160) | 8 sessions

5010 | Black & White Darkroom Photography

Nancy Cavender-Garcia & Joshua Perez | *All Levels*

This class is designed for photographers who have no previous darkroom experience or those who want to expand their knowledge of the darkroom. Learn about black & white film developing and printing, dodging and burning of prints, toning, print retouching, and print finishing. Essential elements of camera handling, metering, lens accessories, camera accessories, and composition issues will be explained and demonstrated. Intermediate-level photographers will be encouraged to achieve better mastery over their equipment, materials, and printing skills.

Section A: Cavender-Garcia

Wed, Sep 14 – Nov 16 | 9:00am – 12:00pm

Section B: Perez

Wed, Sep 14 – Nov 16 | 6:00 – 9:00pm

Lende Photography Studio | Santikos Building

Tuition: \$335 (Members: \$320) | 10 sessions



5090 | Cyanotype on Fabric Casting

Sarah Fox | *All Levels*

Learn the process for creating cyanotypes on fabric. Cyanotypes is a fun photographic printmaking process that uses the sun to develop images resulting in a vibrant deep cyan-blue finished print. The technique dates from the late 1800s and was first used to create blueprints for architecture, then used artistically by Anna Atkins to create the first photograms. Create your own printing plates using digital photo negatives, cut paper, found botanicals, crayon, and ink. Students will work in the darkroom, the studios, and outside to create dynamic prints. On the second day, students will work collaboratively to create and print a large cyanotype mural. Includes some materials: please see website for a materials list.

Sat & Sun, Nov 5 & 6 | 10:00am – 4:00pm

Lende Photography Studio | Santikos Building

Tuition: \$185 (Members: \$170) | 2 sessions

5176 | iPhone Photography


Victor Pagona | *All Levels*

Find yourself taking more and more pictures with your phone on a daily basis? Learn from a photographer whose practice includes photographing regularly with an iPhone. This short workshop can help improve the digital photos the phone captures. Students will learn the various camera functions of their iPhone and will practice shooting during in-class exercises.

Sat, Oct 15 | 9:30am – 12:30pm

Digital Imaging Studio | Santikos Building

\$75 (Members: \$60) | 1 session



5262 | Adobe Lightroom: The Photographer's Best Friend

Amanda Dominguez | *All Levels*

Learn how to organize, manage, and edit your digital images like a pro with Adobe Lightroom® —the best all-in-one solution for photographers. You will build a foundational understanding of Lightroom's most powerful tools and learn how Lightroom may be a better alternative to Photoshop for your image editing workflow. This class will primarily focus on Lightroom Classic (desktop-optimized) with a general overview of Lightroom CC® (browser-based). *Includes some materials: please see website for a materials list.*

Thu, Sep 22 – Nov 17 (No class Nov 3) | 7:00 – 9:00pm

Digital Imaging Studio | Santikos Building

Tuition: \$250 (Members: \$235) | 8 sessions



5202 | Photoshop 101: Essential Basics

Michelle Love | *All Levels*

Through structured hands-on instructor-led training, students will expand their skills in pixel-based photography and turn up the quality of photographs through digital enhancement. Students will learn the fundamentals of Adobe Photoshop®, starting with the software interface, and moving on to the foundational tools used in most projects. *Students are recommended to have their own Adobe Photoshop CC software subscription: see website for a materials list.*

Wed, Sep 28 – Dec 7 (No class Nov 23) | 6:30 – 9:00pm

Digital Imaging Studio | Santikos Building

Tuition: \$290 (Members: \$275) | 10 sessions

5461 | Exploring Adobe's Creative Suite

Todd Fichter | *All Levels*

Explore the creative possibilities available using Adobe Creative Suite® for artistic purposes. Hands-on training with basic drawing/painting, word processing, electronic imaging, vector-based graphics, and desktop publishing application will be covered. Assigned projects will explore how to apply art, design, and computer knowledge in solving visual and conceptual problems. Adobe Creative Suite® includes Photoshop, Illustrator, and InDesign. See website for a materials list. **Prerequisite:** *A working knowledge of computers is essential. Students are recommended to have their own Adobe subscription for working off campus.*

Tue, Oct 4 – Nov 22 | 6:30 – 9:00pm

Digital Imaging Studio | Santikos Building

Tuition: \$275 (Members: \$260) | 8 sessions

5482 | Animation and Motion Graphics

Mike Fisher | *All Levels*

Animated digital graphic effects entertain us more than ever before with multiple outlets on television, the internet, and other digital services. Instruction will focus on the basics of how to use Adobe After Effects® software, as well as some Photoshop for pre-production. Character animation, transitions, masking, 3-D space, and other effects will be covered. Artists and cartoonists will be able to bring their illustrations to animated life! **Prerequisite:** *Cartooning, Comics, Caricature, and Anime; Graphic Novel Design; or similar experience recommended; working knowledge of computers is essential. Students are recommended to have their own Adobe subscription if wanting to work off-campus; see materials list. Open to ages 15 and older.*

Mon, Oct 3 – Nov 21 | 6:30 – 9:00pm

Digital Imaging Studio | Santikos Building

Tuition: \$255 (Members: \$240) | 8 sessions

8911 | Professionalism and Presentation

Nancy Cavender-Garcia | *All Levels*

This course is geared to help artists of all levels—and working in any medium—gain professional self-confidence. Learn to speak and write about your work by developing a personal artistic philosophy, an artist statement, bio, and résumé. Learn how to present your work by putting together a well-executed portfolio, as well as how to network effectively, the protocols of gallery conduct, and business skills for the artist. Assigned readings and group discussions will be a weekly element of the class, as well as gallery field trips.

Wed, Sep 14 – Nov 16 | 1:00 – 3:30pm

Gen Ed Classroom | Santikos Building

Tuition: \$230 (Members: \$215) | 10 sessions

9510 | Introduction to Welding

Larry West | *All Levels*

Learn the basic skills required for welding metal-to-metal for use in simple repairs or sculptural projects. You will progress from simple arc welds to more sophisticated MIG welds. Scrap metal will be provided for practice, or you can supply your own metal for specific projects. Please see website for materials list.

Section A: Tue, Sep 13 – Oct 18 | 6:30 – 9:30pm

Section B: Thu, Oct 13 – Nov 17 | 6:30 – 9:30pm

Sculpture Studio | Santikos Building

Tuition: \$265 (Members: \$250) | 6 sessions

9511 | Welding Beyond Basics | Studio Class

Larry West | *Intermediate*

This class is for individuals that have previous experience welding but want time to hone skills, explore processes, and work on individual projects. Through practice, students will learn optimal welding settings required based on the materials being welded to acquire an adequate welding bond. Students will also work on advanced projects from hinges, levelers, modular methods, and bending with stock materials. The class will also dig into calculating steel strength. *Includes some tools and supplies; please see website for a materials list.*

Tue, Oct 25 – Dec 13 | 6:30 – 9:30pm

Sculpture Studio | Santikos Building

Tuition: \$315 (Members: \$300) | 8 sessions



9110 | Stained Glass | Studio Class

Larry West | *All Levels*

Learn the tools and processes for working with flat glass to create a stained-glass panel. Cutting glass, soldering, and fabrication using the copper foil technique will be covered. *All tools including grinders, cutters, and soldering irons, as well as some foil, solder, and glass will be provided for small projects. You may provide colored glass of your choice, additional supplies will be available for purchase from the instructor during class. Please bring a bag lunch.*

Fri, Oct 21 | 6:00 – 9:00pm and

Sat & Sun, Oct 22 & 23 | 9:30am – 4:30pm

Sculpture Studio | Santikos Building

Tuition: \$230 (Members: \$215) | 3 sessions

Wood, Sculpture, & Glass Open Studio: All studio classes will be limited, and enrollment capacity firmly set. No outside studio time will be permitted unless arranged by the instructor.

A photograph of two young people working at a table in an art studio. A girl in the foreground is wearing a grey t-shirt and a blue face mask, focused on her work. A boy behind her is wearing a red t-shirt and a blue patterned headscarf. They are surrounded by art supplies, including a bottle of Elmer's Glue-All, scissors, and various materials on the table. The background shows other students and art equipment in a well-lit room.

**REGISTER AT
UTSA.EDU/PACE**

YOUNG ARTIST PROGRAMS | FALL 2022

Perhaps now more than ever—as the world is more interconnected, and the workplace more oriented around technology and creativity—arts education is key to ensuring student success in school, work, and life. Young Artist Programs offers multiple avenues for access to the visual arts for youth across San Antonio. Explore a wide range of Young Artist programs to kindle, nurture, and celebrate the creative ability. Classes are available throughout the year, providing age-appropriate learning students in grades K-12.

Please review registration policies and guidelines listed on page 20 or on the website prior to registering.

If you are not able to register online, please email: CommunityArt@utsa.edu with your name and phone number and someone will contact you for registration assistance or call **210.200.8200**.

Youth & Teen Art Studios

Youth Art Studios are a wonderful opportunity for young artists to get direct instruction from one of our artist-instructors. These tuition-based classes will be offered in a variety of media for ages 8 – 18 and vary in length from 4 – 8 sessions. Students will be required to work on projects throughout the week as they delve into art topics, explore different media, and new ways of making. Homeschool classes are also available.

Class enrollment is limited to 10 students per class in order to guarantee one-on-one instruction and allowing the artist-instructor to get to know students and their work.

7400 | Homeschool Art Studio

Jenny Giuffrida | Ages 8 – 12

Curious, creative children interested in exploring different types of art making will love this class! Classes will focus on learning different techniques with a variety of media in this drop off class. From drawing with charcoal, and oil pastels, to watercolor painting, and collage, students will explore a new media and topic each week with open ended projects that allow them to carve their own artistic path. Class sizes are small to allow for a lot of individual attention in this 3-hour long class.

Section A: Tue, Sep 13 – Oct 4 | 1:00 – 4:00pm

Section B: Tue, Oct 18 – Nov 8 | 1:00 – 4:00pm

Blumenthal Studio | Negley Building

Tuition: \$165 (Members: \$150) | 4 sessions

7200 | Artful Explorations

Jenny Giuffrida | Ages 7 – 9

Strengthen skills and exploration in art making! This class is rooted in the principles of art, art history, and exploration of various mediums and individual expression. Each week students work in different medias to explore drawing, painting, pastels, fibers and more! Class sizes are small to allow for individual attention in this 2-hour long class.

Section A: Sat, Sep 17 – Oct 8 | 1:00 – 3:00pm

Section B: Sat, Oct 22 – Nov 12 | 1:00 – 3:00pm

Blumenthal Studio | Negley Building

Tuition: \$145 (Members: \$130) | 4 sessions

7650 | Ceramic Studio: Natural Forms

Laurel Bodinus | Ages 11 – 14

Dive deep into the art of ceramics and learn various techniques and how to manipulate clay into natural forms. Explore a variety of hand building techniques, learn about firing, and glazing techniques in this 6 weeklong course. Students will complete a variety of forms inspired by nature and their own imaginations.

Sat, Sep 10 – Oct 15 | 1:00 – 4:00pm

Smith Studio | Ceramics Building

Tuition: \$255 (Members: \$240) | 6 sessions

7601 | Color Theory with Water Mixable Oils

Chloe Eseo | Ages 11 – 14

This class will be all about color and exploring water mixable oil paint. Water mixable oils are just like oil paint, but they dissolve in water, so eliminate the need for abrasive chemicals. We will be creating works of art as we explore color theory and learn how to utilize color to our advantage.

Sat, Oct 15 – Nov 19 | 1:00 – 4:00pm

Maggie Block | Negley Building

Tuition: \$255 (Members: \$240) | 6 sessions

Saturday Morning Discovery

Saturday Morning Discovery is a free, introductory art experience designed for children. From September through May sessions take place on two-consecutive Saturday mornings during the school year and provide family fun and collaborative learning by awakening a passion for art in children and their parents. Children have a hands-on opportunity to work with artist-teachers in a wide variety of media, including ceramics, drawing, and painting, printmaking, origami, weaving, seasonal art, and more. Parents and guardians work alongside their child during the activities.

OPEN REGISTRATION: Tuesday, Aug 23

Saturdays | 9:00 - 11:00am

Fall Sessions Dates:

Section 1: 9/3 & 9/10

Section 2: 9/17 & 9/24

Section 3: 10/1 & 10/8

Section 4: 10/15 & 10/22

Section 5: 10/29 & 11/5

Section 6: 11/12 & 11/19

Section 7: 12/3 & 12/10



Teen Studio Intensive

This program is for teens (middle and high school) with a strong interest in visual arts looking to develop their individual skills and talent through professional instruction in a serious learning environment. The program provides the young artist an opportunity to develop their portfolio by committing to an academic year-long program for high school students and a semester-long program for middle school students. Students are also involved in various community and service learning opportunities throughout their time in the program.

High School Program students meet twice a week either Monday/Wednesday or Tuesday/Thursday with some weekend events. Middle School Program students meet once a week on Fridays with some weekend events. For more information about the program contact Teen Program Coordinator, Kim Bishop by emailing kimberly.bishop@utsa.edu.



Mobile Arts Program

For over 25 years, our Mobile Arts Program (MAP) has served the greater San Antonio area by taking art to the community. We make art education portable by “mobilizing” art teachers and sending them into area schools (grades K-8), shelters, community centers, libraries, and other sites at a very reasonable cost.

REGISTRATION POLICIES

Policies & Guidelines

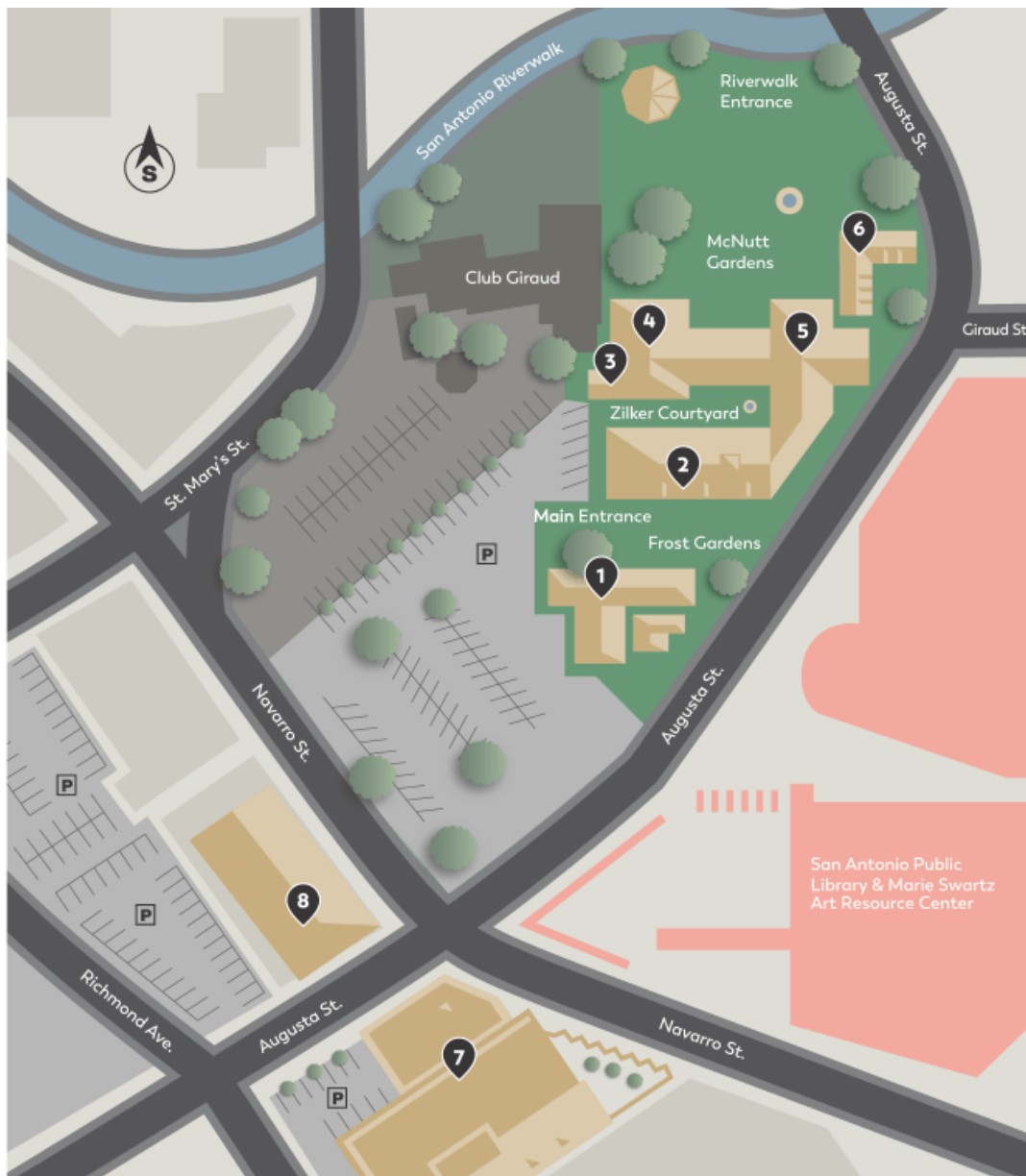
- Classes are open to students ages 18 and above unless otherwise noted.
- Classes are taught at UTSA-Southwest Campus at 300 August or 1201 Navarro unless otherwise noted.
- Open studio for enrolled students may be available; open studio varies by area, class and room availability. Please check with your instructor.
- Please follow safety protocols specific to each studio/classroom space.
- Students are asked to respect everyone's personal space; keep a safe distance from peers and instructors. Masks are suggested for personal protection
- Students are also asked to respect everyone's personal property and that of the studios and campus.
- Open studio time varies by department and is available to registered students only, and only when no classes are scheduled.
- Please see your instructor for studio times. Use of the studios for commercial production work is discouraged.

Cancellations, Refunds, Withdrawals & Transfers

- UTSA reserve the right to cancel, combine, reschedule classes, or change class instructors when necessary.
- If UTSA cancels a class for any reason, all registered students will be informed as soon as possible and will be given the opportunity to transfer to another class with no transfer fee applied. Tuition will be refunded 100% for cancelled classes.
- A \$50 withdrawal fee and a \$25 transfer fee will be charged per class for changes made by students.
- Notice of withdrawal by a student must be made in writing and received no later than 7 days prior to the first day of class.
- Notice of withdrawal for Special Classes must be made two weeks prior to the class start date.
- No refunds will be made for withdrawals made after those times.
- Failure to attend classes or verbal notification will no be regarded as an official notice of withdrawal.

Continuing Education Credit

UTSA is a registered Continuing Education provider. If you are a teacher/educator seeking CPE hours, please be sure to inform us at the time you register. You will receive a letter confirming completed contact hours at the end of the term.



1 McALLISTER CERAMICS BUILDING
Dennis Smith Studio
Mijangos Gallery

2 URSCHER ADMINISTRATION BUILDING
First floor:
Copper Kitchen Café
Urschel Gallery
Ursuline History Center

Second floor:
Administrative Offices
Admissions Office
Student Services Office
Bolner Conference Room

3 McNUTT WELCOME CENTER
Visitors Office
Registrar's Office
Rentals Office

4 NEGLEY BUILDING
First floor:
Young Artists Programs Office
Hennessey Children's Studio
Kimbrough Children's Studio
Second floor:
Blumenthal Studio
Block Studio
Bowers Studio
Briscoe Studio
Hendrie Studio

5 COATES CHAPEL

6 TOBIN BUILDING
Maxham Fibers Studio

7 JOHN L. SANTIKOS BUILDING
First floor:
Santikos Lobby Gallery
Russell Hill Rogers Galleries
Russell Hill Rogers Lecture Hall
Ellison Lecture Hall
Exhibitions Office
Willson Metals Studio
San Antonio Express-News Photo Gallery
Bank of America Digital Studio
Lende Photography Studio
Student Lounge
Sculpture and Integrated Media Studio
Second floor:
Picante Paper Studio
Book Arts Studio
Duncan Painting & Drawing Studio
Droste Design Studio
Flohr Printmaking Studio
General Education Classroom

8 1123 BUILDING
Campus Public Safety Office

COMMUNITY ART
FALL CATALOG
2022