




COMMUNITY ART CLASSES

2025 YOUTH
SUMMER ART STUDIOS
CATALOG



UTSA Professional and
Continuing Education

✉ communityart@utsa.edu
☎ (210) 200 - 8200
🌐 utsa.edu/pace

TABLE OF CONTENTS



About Summer Art Studios	3
Registration Dates & Tuition	4
Registration Guidelines	5
At-a-Glance	7
Classes for Ages 5-6	9
Classes for Ages 7-9	11
Classes for Ages 10-13	17
Classes for Ages 11-14	23
Art Educators Summer Seminar	25
Instructor Bios	26
Campus Maps	29
Contact Us	32

Friends of Southwest Priority Registration


Tuesday, March 11, 2025 @ 9am

Open Registration

Tuesday, March 18, 2025 @ 9am

Save on your child's tuition by joining **Friends of Southwest** at the family level. For only \$75 your family is entitled to:

- A \$15 tuition discount for individuals living in the same household (parent/guardians and minor children, ages 17 and younger.)





**REGISTER AT
UTSA.EDU/PACE**

ABOUT SUMMER ART STUDIOS



For decades, the Young Artist Program's Summer Art Studios has been the most comprehensive and largest summer arts experience for students in San Antonio, offering eight weeks of classes for youth and teens ages 5–18. Each class explores a specific media or topic as part of a creative learning experience, delivered within a positive, nurturing, and fun environment. Students work one-on-one with professional, teaching artists, to learn new visual arts skills and develop their individual expression.

Our highly qualified artist-educators focus on fundamentals as well as intermediate to advanced courses in drawing, painting, print media, architecture, film, ceramics, photography, digital arts, metals, jewelry design, sculpture, and more. Summer Art Studios allows young artists to work with like-minded peers to foster connections and skills, culminating in a public celebration of their work each week at Friday Finale.

Our courses take place over 5 consecutive days, Monday–Friday.

- Morning Courses: 9:00 AM – 12:00PM
- Afternoon Courses: 1:00PM – 4:00PM
- Extended Care: 4:00PM – 5:30PM



Tuition per class, per week is \$199 (Friends of SW: \$184), unless otherwise noted.



This year, Summer Art Studios are in session for 8 weeks, **June 2 – August 1**. There are no classes scheduled for the week of June 30 - July 4.

Week 1 · Jun 2 – 6

Week 2 · Jun 9 – 13

Week 3 · Jun 16 – 20

Week 4 · Jun 23 – 27

Week 5 · Jul 7 – 11

Week 6 · Jul 14 – 18

Week 7 · Jul 21 – 25

Week 8 · Jul 28 – Aug 1



ONLINE REGISTRATION DATES

Friends of Southwest Priority Registration

Tuesday, March 11, 2025

Open Registration

Tuesday, March 18, 2025



TUITION & FEES

Half-Day Classes | per class, per week

Tuition | \$199 (Friends of SW: \$184)

Full-Day Classes | at UTSA Downtown Campus

Tuition | \$380 (Friends of SW: \$365)

MATERIALS FEE: *Tuition includes materials unless otherwise noted. Special tuition rates apply for two-week classes or full day classes, and for classes that include special material fees. Tuition for each of these classes is listed separately, as part of the class description.*

SUPERVISED LUNCH BREAK & SNACKS

Students may bring a bag lunch, drinks, and snacks to eat on-site or leave campus with a guardian. Snacks and drinks are also allowed during class breaks. A supervised lunch break (12:00 – 1:00 PM) is included with tuition for students enrolled in both morning and afternoon classes.



EARLY DROP OFF | 8:00 – 8:30am

\$10 per week

Participation in Early Drop Off is an option for all students who will be attending Summer Art Studios. Early Drop Off provides structured supervision from 8:00am – 8:30am for morning classes. If you have been awarded a scholarship, you may add this service at no cost during registration.

EXTENDED CARE | 4:00 – 5:30pm

\$40 per week

This year, extended care is optional to purchase if your student has both a morning and afternoon, or afternoon class. Students with a morning class only are not eligible for extended care. Picking up students after 5:30 will result in a late pick-up fee. If you have been awarded a scholarship, you may add this service at no cost during registration.



Choosing a Class

Summer Art Studios classes are broken into the following age brackets— 5-6, 7-9, 10-13, and 14-18. The curriculum for each class has been developed to fit the skill level of the student in that specific age range. As such, class selections should be based on each student's age, rather than on their artistic ability. *Please register your child according to their age (no exceptions to this policy are allowed).*

Guidelines & Policies



- Summer Art Studios are open to students 5–18 years of age.
- Classes are held either at UTSA Downtown Campus or at UTSA Southwest Campus at 300 Augusta/1201 Navarro unless otherwise noted.
- Please follow safety protocols specific to each studio/classroom space.
- Students are asked to respect everyone's personal space; keep a safe distance from peers and instructors.
- Students are also asked to be courteous and respectful to others, personal property, and the studios and campus.
- Inappropriate or disruptive behavior such as the use of profanity, harassment, or sexual innuendo, dominating an instructor or student's time, or misuse or dominating the use of equipment or shared class materials is unacceptable. Such behavior may be considered grounds for dismissal from the class.

Cancellations, Refunds, Withdrawals & Transfers

- UTSA reserves the right to cancel, combine, reschedule classes, or change class instructors when necessary.
- If UTSA cancels a class for any reason, all registered students will be informed as soon as possible and will be given the opportunity to transfer to another class with no transfer fee applied. Tuition will be refunded 100% for cancelled classes.
- A \$45 withdrawal fee and a \$25 transfer fee will be charged if a student changes from one class to another on the day of the class.
- Notice of withdrawal by a student must be made in writing or email and received no later than 7 business days prior to the first day of class.
- No refunds will be made for withdrawals made fewer than 7 days prior to class starting.

Parking




For classes at UTSA Southwest Campus:

- You can park for a brief amount of time to drop off and pick up your student. Parking is on a first come, first-serve basis and available at any unmarked space in Lot SW1.
- Parents wishing to remain parked may use the self-pay parking spaces in Lot SW1 or can park at the Central Library Parking Garage located on Soledad.

For classes at UTSA Downtown Campus:

- A short-term pull-in for drop-off is available on Frio Street. Camp staff will be on hand to check students in.
- Paid parking is available in the parking garage located on S. Pecos – La Trinidad Street.



REGISTRATION GUIDELINES & POLICIES

Locations

SOUTHWEST CAMPUS: 300 Augusta, San Antonio, TX 78205

UTSA Southwest is located at the intersection of Augusta and Navarro (across from the Central Library).

DOWNTOWN CAMPUS: 501 W César E Chávez Blvd, San Antonio, TX 78207

UTSA Downtown Campus at Cesar E. Chavez

Please check the location in the course description carefully during registration.



Accommodations

If your child has any specific medical needs or accommodations, please contact the Young Artist Programs Director or Assistant Director prior to completing the online registration process, to make sure we can fully address the student's needs.

Class Size

The Summer Art Studios program offers small group instruction to better facilitate student engagement and skill acquisition. Enrollment is limited to 10 students per class.

Student Supervision

The Summer Art Studios program is structured and organized to provide a fun and safe learning environment for all students. Class instructors and camp counselors will be on-hand to supervise students during all Summer Art Studios activities and the lunch hour.

Student Release Form

The Summer Art Studios student release form should be completed at the time of registration. During online registration you will be prompted to fill out the form. NOTE: All forms must be completed prior to the start of the first class.

Dresscode

Classes for Summer Art Studios take place both indoors and outdoors. Students should wear clothing that is appropriate for making art (which is often messy) during summer days in San Antonio (which are always hot). Clothing with profane, controversial, or political themes is not permitted. **Comfortable close-toed shoes are required**, sling back croc style shoes or flip flops are not permitted for safety.

Picking Up Ceramic Artwork

Ceramics must be fired after the end of a course. Students and families will receive direct communication via the email provided during registration, about dates and times to pick up ceramics. Summer Art Studios has limited storage space for student work and will be held until August 1st.

Friday Finale

Parents, relatives, and friends are invited to join us for FRIDAY FINALE every Friday afternoon from 12:00pm–1:00pm! Friday Finale provides a great opportunity to have lunch with your child and view the artwork that has been produced during the week across all the Summer Art Studios classes. It's also a chance to meet your child's new friends, chat with other parents, and get to know our instructors and team.

SCHEDULE AT-A-GLANCE | WEEKS 1 – 4

MORNING CLASSES

WEEK 1 June 2 – 6

Ages 5–6 / 1-7020
Paint & Collage Like
Eric Carle

Ages 7–9 / 1-7108
Photos to Painting

Ages 7–9 / 1-7413
Screen Printing 101

Ages 10–13 / 1-7106
Meet the Fauves

Ages 10–13 / 1-7848
Telling My Story

WEEK 2 June 9 – 13

Ages 5–6 / 2-7071
Calder's Circus

Ages 7–9 / 2-7013
Small Scale Sculpture

Ages 7–9 / 2-7018
Hand-Building with
Clay

Ages 10–13 / 2-7404
The Art of Design

Ages 10–13 / 2-7305
Cartooning

Ages 10–13 / 2-7214
Portraits in Clay

WEEK 3 June 16 – 20

Ages 5–6 / 3-7043
Ready, Set, Print!

Ages 7–9 / 3-7105
Dreamtime Journey

Ages 10–13 / 3-7029
Stained Glass Jewlery

Ages 10–13 / 3-7992
Drawing Skills

Ages 11–14 / 3-7991
★ Art & Architecture

Ages 11–14 / 3-7992
★ La Sagrada Familia

WEEK 4 June 23 – 27

Ages 5–6 / 4-7070
Papier-Mâché
Creations

Ages 7–9 / 4-7222
Monochromatic
Painting

Ages 7–9 / 4-7718
Aboriginal Journey

Ages 10–13 / 4-7225
Stippling It All

Ages 10–13 / 4-7106
Vivid Layers

Ages 11–14 / 4-7994
★ Art & Architecture

Ages 11–14 / 4-7995
★ Master Architect:
O'Neil Ford

AFTERNOON CLASSES

Ages 7–9 / 1-7062
Mixed Media
Explorations

Ages 7–9 / 1-7378
The Bold and the
Beautiful

Ages 10–13 / 1-7304
Ceramics: Intro to
Sgraffito

Ages 10–13 / 1-7089
The Nature of Ink

Ages 7–9 / 2-7063
Mixed Media Fibers

Ages 7–9 / 2-7320
Introduction to
Watercolor

Ages 10–13 / 2-7321
Release the Kraken

Ages 10–13 / 2-7310
The Art of Illustration

Ages 7–9 / 3-7054
Pinhole Photography

Ages 7–9 / 3-7206
Zentangle Silhouettes

Ages 10–13 / 3-7803
Ceramic Dragons!

Ages 10–13 / 3-7034
Beadmaking to Wall
Hanging

Ages 11–14 / 3-7993
★ Model Home:
Frank Lloyd Wright

Ages 7–9 / 4-7034
Beadmaking to Wall
Hanging

Ages 7–9 / 4-7115
Minecraft Selfies

Ages 10–13 / 4-7105
Ceramic Candle
Holder

Ages 10–13 / 4-7086
Sequential
Storytelling

Ages 11–14 / 4-7996
★ Master Architect:
Ricardo Legorreta

All classes are held at UTSA Southwest with the exception of classes denoted as being at the ★ Downtown Campus.

SCHEDULE AT-A-GLANCE | WEEKS 5 – 8

MORNING CLASSES

WEEK 5

July 7 – 11

Ages 5–6 / 5-7006

Red, Yellow, Blue,
Oh My!

Ages 7–9 / 5-7117

Sticker Design

Ages 7–9 / 5-7105

Ceramic Gnome
Homes

Ages 10–13 / 5-7024

Drawing Imaginary
Worlds

Ages 10–13 / 5-7185

Laser Cut Nameplates

Ages 11–14 / 5-7989

★ B-Movie Cinema
Studio (full-day)

WEEK 6

July 14 – 18

Ages 5–6 / 6-7006

1, 2, 3—A, B, See!

Ages 7–9 / 6-7150

Paper Mask Making

Ages 7–9 / 6-7107

Walk Like an Egyptian

Ages 10–13 / 6-7492

Patterns Inspired by
Nature

Ages 10–13 / 6-7327

Japanese
Bookbinding

Ages 11–14 / 6-7989

★ B-Movie Cinema
Studio (full-day)

WEEK 7

July 21 – 25

Ages 5–6 / 7-7002

My First Art Studio
Experience

Ages 7–9 / 7-7030

Jewelry Making 101

Ages 7–9 / 7-7004

Diving Into Painting
and Drawing

Ages 10–13 / 7-7105

Cardboard Hats and
Helmets

Ages 10–13 / 7-7047

Cut Paper Designs

WEEK 8

July 28 – Aug 1

Ages 7–9 / 8-7614

Relief Printing

Ages 10–13 / 8-7095

Street Art: Stencil
Revolution

Ages 10–13 / 8-7201

Figurines 101

AFTERNOON CLASSES

Ages 7–9 / 5-8017

Plein-Air Painting &
Drawing

Ages 7–9 / 5-7200

Artful Minds: A
Neurodivergent
Perspective

Ages 10–13 / 5-7119

Stained Glass 101

Ages 10–13 / 5-7066

Surface Design

Ages 11–14 / 5-7989

★ B-Movie Cinema
Studio (full-day)

Ages 11–14 / 5-7982

★ The Art of
Storyboarding

Ages 7–9 / 6-7064

Mixed Media
Dreamscapes

Ages 7–9 / 6-7043

All About Printmaking

Ages 10–13 / 6-7116

Watercolor & Gouache

Ages 10–13 / 6-7029

I'm a Mini Muralist

Ages 11–14 / 6-7989

★ B-Movie Cinema
Studio (full-day)

Ages 11–14 / 6-7982

★ The Art of
Storyboarding

Ages 7–9 / 7-7216

Tiki Time

Ages 7–9 / 7-7003

Intro to Weaving

Ages 10–13 / 7-7414

Color Theory

Ages 10–13 / 7-7302

Pet Portraits in Fabric

Ages 7–9 / 8-7841

Creative Cyanotype
Photo Prints

Ages 7–9 / 8-7328

Mexican Folk Art

Ages 10–13 / 8-7328

Rainbow Serpents

Ages 10–13 / 8-7055

3-D Photography

All classes are held at UTSA-Southwest Campus with the exception of classes denoted as being at the ★ Downtown Campus.



WEEK 1 JUN 2 – 6 | 9:00AM – 12:00PM

1-7020 | Paint & Collage Like Eric Carle

Laurel Bodinus

Have fun and celebrate the colorful world of author and illustrator Eric Carle. You will create artwork in his classic cut paper and paint style, while learning how to create artwork focused on storytelling.

WEEK 2 JUN 9 – 13 | 9:00AM – 12:00PM

2-7071 | Calder's Circus

Sara Zapata

Create art that moves using wires and 3D materials to make hanging sculptures just like Alexander Calder. Young artists will make playful mobiles using animals and even a mini-Circus scene.

WEEK 3 JUN 16 – 20 | 9:00AM – 12:00PM

3-7043 | Ready, Set, Print!

Lily Jimenez

Let's learn to do printmaking together. Young artists will explore introductory printing techniques and create a portfolio booklet with prints inspired by Wangechi Mutu, Pablo Picasso, and Elizabeth Catlett.

WEEK 4 JUN 23 – 27 | 9:00AM – 12:00PM

4-7070 | Papier-Mâché Creations

Lily Jimenez

Create sculptures out of papier-mâché. Complete the process by decorating with bright, colorful paints, and bring these sculptures to life.

WEEK 5 JUL 7 – 11 | 9:00AM – 12:00PM

5-7006 | Red, Yellow, Blue, Oh My!

Jenny Giuffrida

Have a blast learning and exploring primary and secondary colors. Create artwork that is all about color and color combinations while reading stories together about how color functions in art.

WEEK 6 JUL 14 – 18 | 9:00AM – 12:00PM

6-7006 | 1, 2, 3—A, B, See!

Jenny Giuffrida

Explore how art is full of patterns. Young artists will learn to recognize patterns using the elements of art and create a dynamic combination of fun patterns using various mediums.

WEEK 7 JUL 21 – 25 | 9:00AM – 12:00PM

7-7002 | My First Art Studio

Luci Brown

This course builds on primary art explorations and is designed with the youngest artists in mind. Daily projects will be created using techniques like collage, sculpture, painting, drawing, and more!



WEEK 1 JUN 2 – 6 | 9:00AM – 12:00PM

1-7093 | Photos to Painting

Jenny Giuffrida

Challenge how you see the world and dive into the basics of photorealism. Students will use a photograph as a basis to develop a painting and learn about perception in art.

1-7413 | Screen-Printing 101

Daryan Arcos

Silk screen designs are all around us, on bags, shirts, and posters! Learn about this one-of-a-kind art form and create your own screen-printed designs through paper cut stencils and screen-printing techniques.

WEEK 1 JUN 2 – 6 | 1:00PM – 4:00PM

1-7062 | Mixed Media Exploration

Olivia Arriaga

Unsure of what art medium is your favorite? Try several mixed together with this foundational art class that develops self-expression and experimentation in mixed media!

1-7378 | The Bold and the Beautiful

Ohso Fabone

Step into the vibrant world of contemporary African American and Indigenous artists who are shaping the future of art. Participate in lively discussions about culture, art history, identity, and gain inspiration.

WEEK 2 | JUN 9 – 13 | 9:00AM – 12:00PM

2-7013 | Small Scale Sculpture

Jenny Giuffrida

Fall in love with miniatures and small-scale modeling and design. Students will discover the art of sculpture as they enjoy designing and building their own mini assemblages out of found objects and wood scraps.

2-7018 | Handbuilding Ceramic Techniques

Ashley Bueno

Use your hands as your greatest tool in ceramics! Learn to shape, attach, and build your ideas with clay. Clay pieces will be glazed to create functional useful ceramic artwork.

WEEK 2 | JUN 9 – 13 | 1:00PM – 4:00PM

2-7320 | Introduction to Watercolor

Mary Lustri

Feel the flow and excitement of watercolors! Students will explore, experiment, and create artwork focused on the free-flowing properties of watercolor paints.

2-7063 | Mixed Media Fibers

Alex Commimos

Weave it all together in this class. Young artists interested in fiber arts will create 3D art objects for an immersive installation. Projects will explore how fibers, weaving, mixed media, and sculpture function in contemporary art.

WEEK 3 | JUN 16 – 20 | 9:00AM – 12:00PM

3-7102 | Drawing: Pen & Ink

Jenny Giuffrida

A pen can do tremendous things! Young artists will be immersed in various ways of working with pen and ink, from simple line drawings to ink and watercolor.

3-7105 | Dreamtime Journey

Sarah Shore

Explore the rich visual culture and heritage of Indigenous Australians. Learn their stylistic approaches to pattern making and symbolism.

WEEK 3 | JUN 16 – 20 | 1:00PM – 4:00PM

3-7206 | Zentangle Silhouettes

Mary Lustri

Express yourself through an easy to learn, relaxing, and fun process of meditative drawing to create beautiful works of zentangle art.

3-7054 | Pinhole Photography

Kemp Davis

Learn all about pinhole photography from the camera construction to the final print. Design and create your very own pinhole camera, direct a photoshoot, then go to the darkroom and learn to develop your own pinhole photographs.

WEEK 4 | JUN 23 – 27 | 9:00AM – 12:00PM

4-7718 | Aboriginal Journey

Jenny Giuffrida

Connect the dots and travel around the globe to learn about Aboriginal art. Design and paint to create unique Aboriginal inspired art pieces.

4-7222 | Monochromatic Landscapes

Mary Lustri

Students will learn to work from photographs and sketches of the campus gardens. The Paintings in monochrome allow young artists to see landscapes in a new way.

WEEK 4 | JUN 23 – 27 | 1:00PM – 4:00PM

4-7115 | Minecraft Selfies

Sarah Shore

Fans of the popular game Minecraft will create their own 3D avatar sculpture in this class. Students will learn how to draw, paint, construct, and sculpt paper to create their own pixilated portraits.

4-7034 | Bead Making to Wall Hanging

Jill Keith

Deck the walls with beaded wall hangings! Create one-of-a-kind, handcrafted beads from air-dried clay, paper, and felt. Use these beads to make wearable art and fabulous wall hangings.

WEEK 5 JUL 7 – 11 | 9:00AM – 12:00PM

5-7117 | Sticker Design

Marcy Rossi

Using digital tools and traditional drawing, students will learn step-by-step how to turn their artwork into vibrant, custom stickers.

5-7105 | Ceramic Gnome Homes

Sarah Shore

Explore the whimsical world of gnome homes and design a house for a fictional garden gnome. Using creativity and imagination, work with low-fire clay, then decorate your final creations with paint or glaze.

WEEK 5 JUL 7 – 11 | 1:00PM – 4:00PM

5-7200 | Artful Minds: A Neurodivergent Perspective

Ohso Fabone

This course encourages emotional self-awareness, creativity, and personal growth by guiding students in the use of lines, circles, colors, and focused reflection.

5-7081 | Plien-Air Painting and Drawing

Do it like the French artists do in this outdoor excursion workshop. Students will experience drawing and painting scenery out in the open, directly from observation. *Available week 3 for ages 14-18.*

WEEK 6 JUL 14 – 18 | 9:00AM – 12:00PM

6-7150 | Paper Mask Making

Laurel Bodinus

Does your young artist love disguises or costumes? In this fun class students will create a 3D wearable mask made with paper and mixed media.

6-7107 | Walk Like an Egyptian

Sarah Shore

Explore the magical world of Ancient Egypt. Create a portrait in the style of Egyptian royalty—learn how to write in hieroglyphs and design a headdress, jeweled collar, and wristbands fit for a queen or pharaoh.

WEEK 6 JUL 14 – 18 | 1:00PM – 4:00PM

6-7064 | Mixed Media Dreamscape

Marcy Rossi

Students bring their dream worlds to life using their imagination and a variety of mixed-media techniques.

6-7043 | All About Printmaking

Dive into the world of printmaking, with the exploration of relief techniques. In this class students will learn the method of linocut by carving images into linoleum.

WEEK 7 JUL 21 – 25 | 9:00AM – 12:00PM

7-7030 | Jewelry Making 101

Marcy Rossi

Learn the basics of metal stamping, shaping, and assembling unique jewelry pieces.

7-7004 | Diving Into Painting and Drawing

Mary Margaret Johnson

Immerse yourself in the basic techniques and concepts of painting and drawing, from color theory to perspective.

WEEK 7 JUL 21 – 25 | 1:00PM – 4:00PM

7-7216 | Tiki Time

Sarah Shore

Inspired by the New Zealand Tiki man of Maori culture, build a ceramic sculptural totem that can be used as a planter or decoration.

7-7003 | Intro to Weaving

Deneen Jobo

Create woven art by combining traditional weaving techniques with unexpected tools and found objects.

WEEK 8 JUL 28 – AUG 1 | 9:00AM – 12:00PM

8-7614 | Relief Printing

Students can create unique designs using a variety of relief techniques to produce a series of printed works of art.

WEEK 8 JUL 28 – AUG 1 | 1:00PM – 4:00PM

8-7841 | Creative Cyanotype Photo Prints

Mary Margaret Johnson

Mix science and art by exploring a photographic process that uses sunlight to create original prints. Develop photography skills and learn alternative photographic processes while exploring natural elements.

8-7328 | Mexican Folk Art

Elisabeth Diaz

Gain an appreciation for Mexican folk-art traditions! Students will create a variety of projects exploring connection between color and symbolism within the Mexican culture.





WEEK 1 JUN 2 – 6 | 9:00AM – 12:00PM

1-7106 | Meet the Fauves

Stacy Berlfein

Study the power of vivid colors in art. Working in a variety of media to create works that use expressive color to convey emotions, depict light, set a mood, and define character.

1-7848 | Telling My Story

Breen Heath

Students in this foundational class will learn the step by-step process behind how creative professionals make cartoons, anime, games, and comics! Learn about the language of film, how to read scripts, and how to pitch like a pro! *Available week 2 for ages 14-18.*

WEEK 1 | JUN 2 – 6 | 1:00PM – 4:00PM

1-7202 | Ceramics: Intro to Sgraffito

Kristy Batres

Sgraffito, Italian for “scratched,” is a decorative process used where design elements are etched onto a ceramic surface. Construct a ceramic box and decorate it through the art of sgraffito.

1-7089 | The Nature of Ink

Hilary Rochow

In this class, students will hone their drawing skills by participating in visual explorations of the animal kingdom. Using photographic references students will create realistic textures and images in ink.

WEEK 2 | JUN 9 – 13 | 9:00AM – 12:00PM

2-7404 | The Art of Design

Stacy Berlfein

Discover how art and design work together in this hands-on class! Learn the Elements of Art & Principles of Design, then bring them to life in your own creative masterpieces.

2-7214 | Portraits in Clay

Sarah Shore

Make a clay portrait of yourself, a character, or an animal. Apply creativity, talent, and unique ideas for creating your character design.

2-7305 | Cartooning

Mike Fisher

Cartooning, or visual storytelling, is more than just an enjoyable indulgence of the imagination—from editorial illustration and book illustration to comic strips. Instruction will focus on character development, story sequence, and inking and coloring.

WEEK 2 | JUN 9 – 13 | 1:00PM – 4:00PM

2-7321 | Release the Kraken

Laurel Bodinus

Design a cookie jar based on a mythical creature. Discover how basic clay hand building methods and techniques are used to construct fun and useful ceramics.

2-7310 | The Art of Illustration

Daryan Arcos

Take inspiration from graphic novels and the world of illustration. Students focus on narratives and character design to create illustrations of their own.

WEEK 3 JUN 16 – 20 | 9:00AM – 12:00PM

3-7029 | Stained-Glass Jewelry

Tia Sanderson

Step into the basics of creating jewelry from colored glass. Master the techniques for glass cutting, shaping, and assembly to produce vibrant wearable stained-glass jewelry. *Available week 4 for ages 14-18.*

3-7992 | Drawing Skills

Nicole Amri

Learn a variety of techniques to create drawings that have a sense of realism while developing your own style. Focus on techniques to support an artful drawing composition and other elements of design.

WEEK 3 JUN 16 – 20 | 1:00PM – 4:00PM

3-7034 | Bead Making to Wall Hanging

Jill Keith

Fashion one-of-a-kind, handcrafted beads from air-dried clay, paper, and felt to create wearable art and transform pieces into unique wall hangings. *Available week 4 for ages 7-9.*

3-7803 | Ceramic Dragons!

Laurel Bodinus

DRAGONS! Learn about the mythology of Dragons and build your own ceramic creature.

WEEK 4 JUN 23 – 27 | 9:00AM – 12:00PM

4-7106 | Vivid Layers

Angelica Sanchez

Create vibrant spray painted designs on canvases using layering, masking, and resist techniques. Students will use a variety of tools to blend neon colors for glowing effects.

4-7225 | Stippling It All

Daryan Arcos

Using artist grade pens and Pointillism techniques, students will create a small series of illustrations about a personal or fictional narrative.

WEEK 4 | JUN 23 – 27 | 1:00PM – 4:00PM

4-7086 | Sequential Storytelling

Mike Fisher

Advance your skills in storytelling through time-sequence and learn lettering and illustration styles. Produce a cartoon using pen and ink that reads like a professional cartoon publication. *Available week 5 for ages 14-18.*

4-7014 | Ceramic Candle Holders

Alex Chambley

Gain new skills in the clay studio by learning how to use ceramic building tools, underglazes, and enhance your hand-building techniques. Incorporate carving, unusual textures, and colors in your work to create a functional ceramic candle holder.

WEEK 5 | JUL 7 – 11 | 9:00AM – 12:00PM

5-7024 | Drawing Imaginary Worlds

Daryan Arcos

Does your young artist love to draw fantastical worlds from the past and future? This class allows for a deep exploration of drawing characters and fantasy landscapes.

5-7185 | Lasercut Nameplates

Angelica Sanchez

Design and create street art inspired name plates using a cutting edge Glowforge laser cutter. Explore digital tools like Wacom tablets, Adobe Illustrator, as well as traditional drawing techniques.

WEEK 5 | JUL 7 – 11 | 1:00PM – 4:00PM

5-7066 | Surface Design

Victoria Montalto

Explore monoprinting through different ways of transferring images to create dynamic surface designs. *Available week 6 for ages 14-18.*

5-7119 | Stained Glass 101

Tia Sanderson

Learn the skills and craftsmanship as you immerse yourself in the luminous world of stained glass. Master the techniques for cutting, shaping, and assembling vibrant glass pieces. *Available week 2 for ages 14-18.*

WEEK 6 JUL 14 – 18 | 9:00AM – 12:00PM

6-7492 | Patterns Inspired From Nature

Maureen Doebbler

Investigate patterns within the natural world, employing natural patterns as inspiration; through observation you'll explore and craft personal designs that reflect the intricate beauty of the environment.

6-7218 | Japanese Bookbinding

Krissty Batres

Learn the ancient art of Japanese paper marbling, known as Suminagashi, and Japanese bookbinding. Create multiple booklets and leave with a greater appreciation for Japanese art practices.

WEEK 6 JUL 14 – 18 | 1:00PM – 4:00PM

6-7116 | Watercolor & Gouache

Stacy Berlfein

Learn techniques in watercolor and the water-based opaque paint, known as gouache. Have fun creating works based on observation of still-life, photographic references, and abstract approaches.

6-7993 | I'm a Mini Muralist

Angeles Salinas Barreda

Working as a team is fun and rewarding! In this course, students will team up to create a vibrant mini-mural filled with whimsical dreamworlds straight from their imagination.

WEEK 7 JUL 21 – 25 | 9:00AM – 12:00PM

7-7105 | Cardboard Hats and Helmets

Angelica Sanchez

Bring your wildest hat and helmet ideas to life in this next-level cardboard design class! Use Adobe Illustrator to create custom headwear, then watch your designs come to life with a Glowforge laser cutter.

7-7047 | Cut Paper Designs

Maureen Doebbler

Unleash your creativity by exploring the ancient art of paper cutting! Dive into history, master foundational techniques, and transform paper into one-of-a-kind designs that showcase your unique style. *Available week 8 for ages 14-18.*

WEEK 7 | JUL 21 – 25 | 1:00PM – 4:00PM

7-7302 | Pet Portraits in Fabric

Laurel Bodinus

Turn your beloved pet—real or imagined—into a vibrant stitched work of art! In this sewing class, you'll design and sew a colorful pet portrait to treasure forever. **Note: Students should bring photos of pet(s) to the first day of class.**

7-7414 | Painting Studio: Color Theory

Unlock the power of color with acrylic paint! In this course, you'll explore mixing, warm vs. cool tones, hue, saturation, and more. Get creative and walk away with a stunning painting of your own.

WEEK 8 | JUL 28 – AUG 1 | 9:00AM – 12:00PM

8-7095 | Street Art: Stencil Revolution

Angelica Sanchez

Learn all about stencils to create complex artwork full of color and inspiration from contemporary art, street art, and typography! Words and art mix together to encourage a playful and fun approach to art making.

8-7281 | Figurines 101

Alex Chambley

Build a one-of-a-kind action figure, figurine, doll, or custom creation with movable parts. Students will sculpt armatures, a body, and add hair, clothes, and accessories! Young artists will learn sewing, gluing, and how to create their own moving character.

WEEK 8 | JUL 28 – AUG 1 | 1:00PM – 4:00PM

8-7055 | 3-D Photography

Reese Lundquist

Experiment by altering perception with those red-and-blue glasses! Use photo editing software to make 3D pictures and the fundamentals of photography and composition unique to 3D photographic techniques.

8-7328 | Rainbow Serpents

Laurel Bodinus

Travel back to the times of the Queztzalcoatli! Each student will create a snake by sewing multiple layers of fabric over a wire form. These toys truly come to life with imagination and inspiration from Aztec and Mayan mythology.

These week-long, full-day classes offer an immersive experience in architecture and film. Students will enjoy studio time in the morning and afternoon, with a monitored lunch break (students should bring their own lunch, beverages, and snacks). Tuition covers all materials. Classes are held at the UTSA Downtown Campus, with early drop-off and extended care available for an additional fee.

Tuition: \$380 (Friends of SW: \$365)

Location | UTSA Downtown Campus, 501 W. Cesar Chavez Blvd., San Antonio, TX 78207

MASTER ARCHITECTURE STUDIO

TUITION: \$380 (FRIENDS OF SW: \$365)

Explore architecture with the Kids Initiating Design Solutions program! Students will get inspired by contemporary architects and use their creativity to craft unique 2D and 3D designs. They'll experiment with different techniques and materials, while also meeting local design professionals as special guest.

3-7991 | Art & Architecture | Jun 16 – 20 | 9:00AM – 12:00PM

Grace Pierce

Focusing on the Art of architecture, the vibrant San Antonio landscape will be used inspire students to create artworks based on local structures. Students will create drawings, watercolor paintings, and small-scale structural models reflecting the beauty of the city.

3-7992 | La Sagrada Familia | Jun 16 – 20 | 9:00AM – 12:00PM

Sara Zapata

Explore design, form and decoration that inspired Antoni Gaudi and his love of color, shapes, and nature. Students will incorporate sketches and floor plans to create one model unique to them.

3-7993 | Model Home: Frank Lloyd Wright | Jun 16 – 20 | 1:00PM – 4:00PM

Sara Zapata

Develop a love for nature and architecture through the lens of Frank Lloyd Wright. Capture shapes in nature and design your own model. Learn how to draw a floor plan, section and elevation as a guide to construct a sustainable home.

4-7994 | Art & Architecture | Jun 23 – 27 | 9:00AM – 12:00PM

Grace Pierce

Focusing on the Art of architecture, the vibrant San Antonio landscape will be used to inspire students to create artworks based on local structures. Students will create drawings, watercolor paintings, and small-scale structural models reflecting the beauty of the city.

4-7995 | Master Architect: O'Neil Ford | Jun 23 – 27 | 9:00AM – 12:00PM

Sara Zapata

Develop a love for blending modern architecture with native Texas materials through the lens of O'Neil Ford. Gain an understanding of his contributions to Texas and especially San Antonio! Learn how to draw a floor plan, section and elevation as a guide to construct an O'Neil Ford inspired design.

4-7996 | Master Architect: Ricardo Legorreta | Jun 23 – 27 | 1:00PM – 4:00PM

Sara Zapata

Explore design, color, geometric shapes, and light-filled spaces that inspired Ricardo Legorreta and his love of transforming spaces. Students will incorporate sketches and floor plans to create one model.



MASTER FILM STUDIO TUITION: \$380 (FRIENDS OF SW: \$365)

Students will get inspired by the world of film and explore the filmmaking process. They'll experiment with various techniques and equipment while engaging with industry professionals as special guests, bringing the magic of filmmaking to life!

7989 | B-Movie Cinema Studio

Section 1: Jul 7 – 11 | 9:00AM – 4:00PM

Section 2: Jul 14 – 18 | 9:00AM – 4:00PM

Ireland Robinson and Josue Pelaez

This film-focused class is a DIY moviemaking experience; come be part of a mini-moviemaking crew. This class explores elements of moviemaking from scriptwriting, storyboarding, prop and set design to video production using digital cameras and editing software. Students will be challenged to create one-of-a-kind features and trailers based on their original ideas. Crews are led by senior-level students and professionals from the UTSA Film Studies Program.

7983 | The Art of Storyboarding

Section 1: Jul 7 – 11 | 1:00PM – 4:00PM

Section 2: Jul 14 – 18 | 1:00PM – 4:00PM

Breen Heath

Students in this foundational class learn different approaches to storyboarding for cartoons, comics, video games, and anime. Learn about key concepts such as film language, making a compelling story, and character acting.

8950 ART EDUCATORS SUMMER SEMINAR: FOR K-12 EDUCATORS

Week-Long Workshop Event on the Main UTSA Campus

This uniquely organized week-long summer workshop on the campus of the University of Texas at San Antonio will offer educators a multidisciplinary experience. Educators will be immersed in a variety of art educational and cultural philosophies, methods and social/emotional strategies with an emphasis on applications to the classroom, community building techniques and art making. This distinctive workshop format will be structured with art education discussions, artist presentations and lectures each morning, followed by collegiate studio times each afternoon led by UTSA art professors. Each educator will have the opportunity to experience two studio explorations in printmaking and photography led by UTSA professors. Earn 30 hours of CE credit.

Jul 28 – Aug 1 | 9:00am – 4:00pm

Tuition & Registration: \$400 per person

Scholarships are available upon request. Vouchers are offered on the registration site for easier payment options. If you have any questions or need help please contact *Kim Bishop, Assistant Director of Young Artist Programs* at kimberly.bishop@utsa.edu.

Workshops

Morning Presentations

Led by Kim Bishop with special guests Liliana Wilson, Dr. Marie-Claire Valdez and Luis Valderas.

Each morning Educators will be immersed in a variety of art educational and cultural philosophies, methods and strategies with an emphasis on applications to the classroom, community building techniques, and art studio practice facilitated by Kim Bishop. This workshop format will be structured with discussions, artist presentations, and lectures as seasoned art educators' and guest artists present their experiences in Classrooms to Community and the San Antonio Artists Curriculum project.

Afternoon Workshops

Printmaking Lab: HUMBERTO SAENZ, MFA, UTSA Professor of Printmaking

Educators will create unique individual prints and monotypes, that are often called “Painterly Prints”. This course will introduce educators to additive, subtractive and direct compositions of image making in the process of monotype that can be modified for any age level classroom. Educators will also be introduced to non-toxic approaches to making monotypes including elements of inks, paper, and printing their designs on archival paper.

Photo/Computer Lab & Darkroom: LIBBY ROWE, MFA, Director of the School of Art

In this workshop Educators will be introduced to alternative photographic methods that can be introduced into their classroom setting, specifically the cyanotype process. This will be done through short lectures and hands-on demonstrations. Educators will learn how to create negatives from digital photographs and/or found objects, coat emulsions on paper, and produce alternative photographic prints.

MEET THE INSTRUCTORS

NICOLE AMRI received a BFA in Painting and a BA in Communication: Public Relations from University of Texas at San Antonio. She is also a 2006 alumna and former Co-Executive Director of SAY Sí. After 16 years in nonprofit creative youth development, Amri uses her skills to continue to advocate and nurture community through education, collaboration and her own art.

DARYAN ARCOS is an artist and educator from San Antonio Texas. They previously majored in printmaking at Southwest School of Art. They are currently an independent artist and screen-printer with a focus on illustration and printmaking techniques.

OLIVIA ARRIAGA is a certified art teacher with a BA in Anthropology from York College and is currently pursuing an MA in Art History with UTSA. Their work concentrates on exploring moments in time and life-changing cultural experiences of living aboard.

KRISSTY BATRES earned a BFA with a double minor in Art History and Spanish from Sam Houston State University. She is currently an art teacher and has worked with students of all ages, from K-12 and in higher education. She takes inspiration from identity, language, and popular culture and helps students find their own voice through artmaking.

STACY BERLFEIN holds an MFA from University of Texas at San Antonio and a BFA in Painting and Drawing from UT Austin. She currently teaches in both college level and community level courses.

LAUREL BODINUS is a sculptor and costume designer who has worked for the San Antonio Children's Museum, Guadalupe Theatre, and Magik Children's Theatre. She has taught with Summer Art Studios since 1998 and in several Young Artist Programs.

ASHLEY BUENO received a BFA in Fine Art Photography at Texas State University and is currently studying ceramics at University of Texas at San Antonio with plans to obtain a master's degree to bring the world of photography and ceramics together.

LUCI BROWN is currently working towards her BFA from SCAD. Her experience includes mentorship at Say Sí and Creator Camp as a Senior Instructor in topics from coding to music.

ALEX CHAMBLEY earned her Master of Fine Arts from UTSA in 2023 specializing in painting, drawing, and sculpture. As a certified teacher, she has two years of experience teaching art classes in public/private schools to students of all skill levels. Currently she is lead instructor for the UTSA Teen Studio Intensive program and is a professor for undergraduate BFA students at UTSA.

ALEX COMMINOS earned his MFA at UTSA with a focus on Ceramic Arts and is the founder and curator of Comminos Studio and Gallery. He is currently an Art Teacher at GMSAS, a specialized art school in Harlingen, Texas.

ELISABETH DIAZ earned a BFA in studio Art from Southwest Texas State University with a focus on Art Education. Their focus is teaching students art through a cultural lens.

MAUREEN DOEBBLER is an art educator, advocate and artist for 30+ years. Although recently retired, her focus is to continually advocate for fine arts in Texas; within the public school system, community centers, museums and non-profit organizations. She currently serves as the Texas Art Education Association (TAEA) Vice President-Elect for Membership and is a TAEA Fellow.

MIKE FISHER earned his Master of Communication Arts degree from the University of the Incarnate Word and his BA degree at the University of South Carolina. He has been a cartoonist for the former Starlog magazine, as well as Animation Magazine, Modeler's Resource, and other publications.

MEET THE INSTRUCTORS

LILY JIMENZ is a printmaker born in Dallas, Texas, and currently residing in San Antonio, Texas. She completed her Bachelor of Fine Arts in printmaking at the University of Texas at San Antonio in 2021. Her work primarily involves linoleum printing, lithography, and mixed media.

JENNY GIUFFRIDA received a BA from the University of the Incarnate Word with a focus in photography and is certified in Art EC-12. She has been an artist-educator for several Young Arts Program since 2005.

BREEN HEATH earned her BA in Film from University of Texas at San Antonio and is currently a freelance storyboard artist and character artist. She has run her own studio for the past 10 years where she has worked in Animation, Indie Games, designing educational games, webcomics and more.

REESE LUNDQUIST is a multidisciplinary artist with a focus on film, photography and digital media. She frequently works in mixed media, blending her knowledge of photography and filmmaking with her passion for installation art and computers.

MARY LUSTRI is an arts educator with 32 years of professional experience in Houston and San Antonio schools. She prides herself on teaching project-based learning and is inspired by seeing young artists create their own masterpiece!

JOSUE PELAEZ is a senior at UTSA in Film and Media Studies. Pelaez currently works as a videographer and photographer for the UTSA Football program. He plans on becoming a professional camera operator on movie sets, this is his second summer with the B-MOVIE Cinema camp.

OHISO FABONE earned an Associates of Occupational Studies in Computer Graphic Design, her TESOL Certification, and more than 15 years of teaching experience in classrooms.

GRACE PIERCE received a Masters in Architecture from the University of Houston and a Masters in Museum & Heritage Studies from the University of St Andrews in Scotland while pursuing a career in event programming and development at several universities and museums. As an enthusiastic life long learner, Grace is passionate about sharing the multi-disciplinary and creative mix of art, science, and history embedded in the practice and study of architecture.

IRELAND ROBINSON A Senior in Film Studies at UTSA, this is her 2nd year with B-MOVIE Cinema Summer Camp. An incredible filmmaker, she specializes in documentary filmmaking and won “Best Student Documentary”.

HILARYROCHOW is an artist in residence with the UTSA-Community Art Teen Studio Intensive program as well as a multidisciplinary artist, designer and curator. She holds a Bachelor of Industrial Design from Auburn University.

MARCY ROSSI is a passionate mixed-media artist and storyteller with years of experience in painting, drawing, graphic art, and more. As a generalist artist, she loves exploring different mediums and encouraging young artists to do the same. With a warm and engaging teaching style, Marcy inspires kids to express themselves through bold colors, textures, and imaginative storytelling in their art.

ANGELES SALINAS BARREDA holds an MFA from UTSA. She holds two bachelor's degrees; one in Graphic Art Design from Mexico City and a BFA from UTSA where she graduated Summa Cum Laude in 2020. Her aim is to help women and girls of all ages to feel empowered with her work.

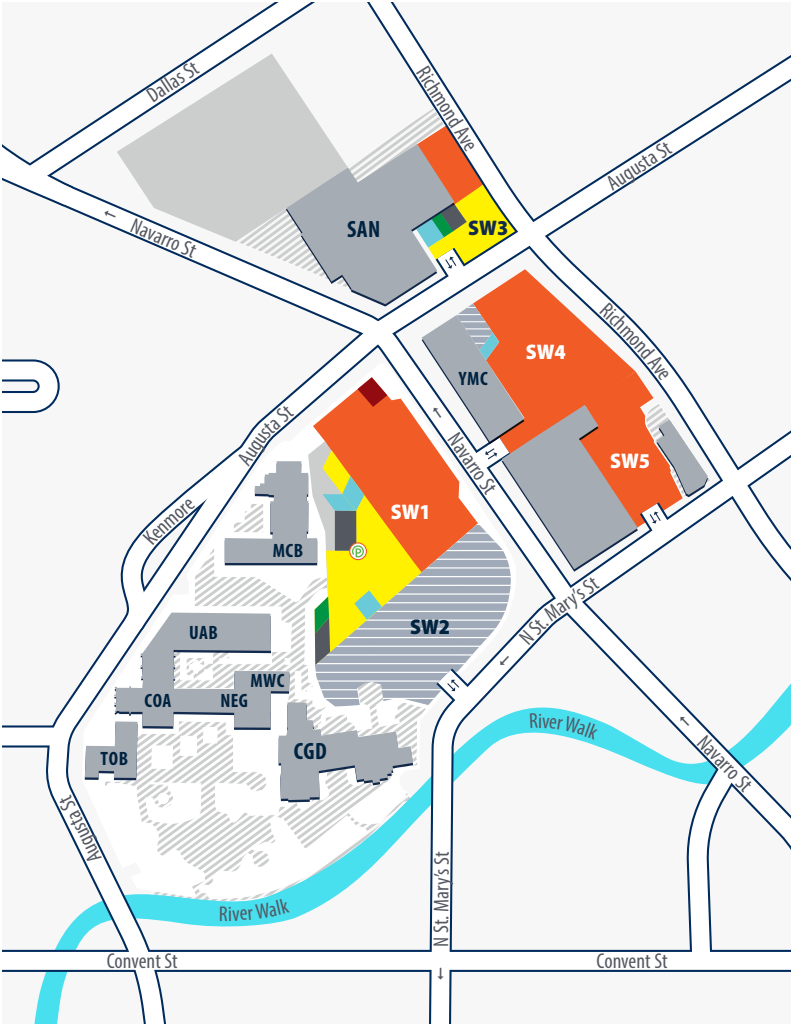
MEET THE INSTRUCTORS

ANGELICA SANCHEZ is a teaching artist and advocate dedicated to empowering underserved youth through the transformative power of the arts. With a background in graffiti writing and a commitment to social justice, Angelica uses her artistic talents and educational expertise to create meaningful opportunities, inspire creativity, and address important social issues.

TIA SANDERSON brings a unique blend of traditional craftsmanship and contemporary flair to her colorful stained-glass jewelry and collage work.

SARAH SHORE is a certified EC-12 artist educator with a Masters in Curriculum with an emphasis in technology from Houston Baptist University. She has worked for Northside ISD since 1993 and has been a ceramic artist for the last 10 years.

SARA ZAPATA earned a BA in Government, Urban Planning & Architecture from the University of Texas at Austin and a MA from the University of Texas at San Antonio and an M. ED from Trinity University in Education in School Leadership. She currently teaches students from kindergarten to 12th grade.



**UTSA
SOUTHWEST**

300 Augusta St.
San Antonio, TX 78205

COMMUTER C PARKING

ADA/ACCESSIBLE PARKING

EMPLOYEE A PARKING

EMPLOYEE B PARKING

RESERVED PARKING

HOURLY PARKING - PARKMOBILE

UNIVERSITY VEHICLE PARKING

CLUB GIRAUD/GEMINI INK PARKING

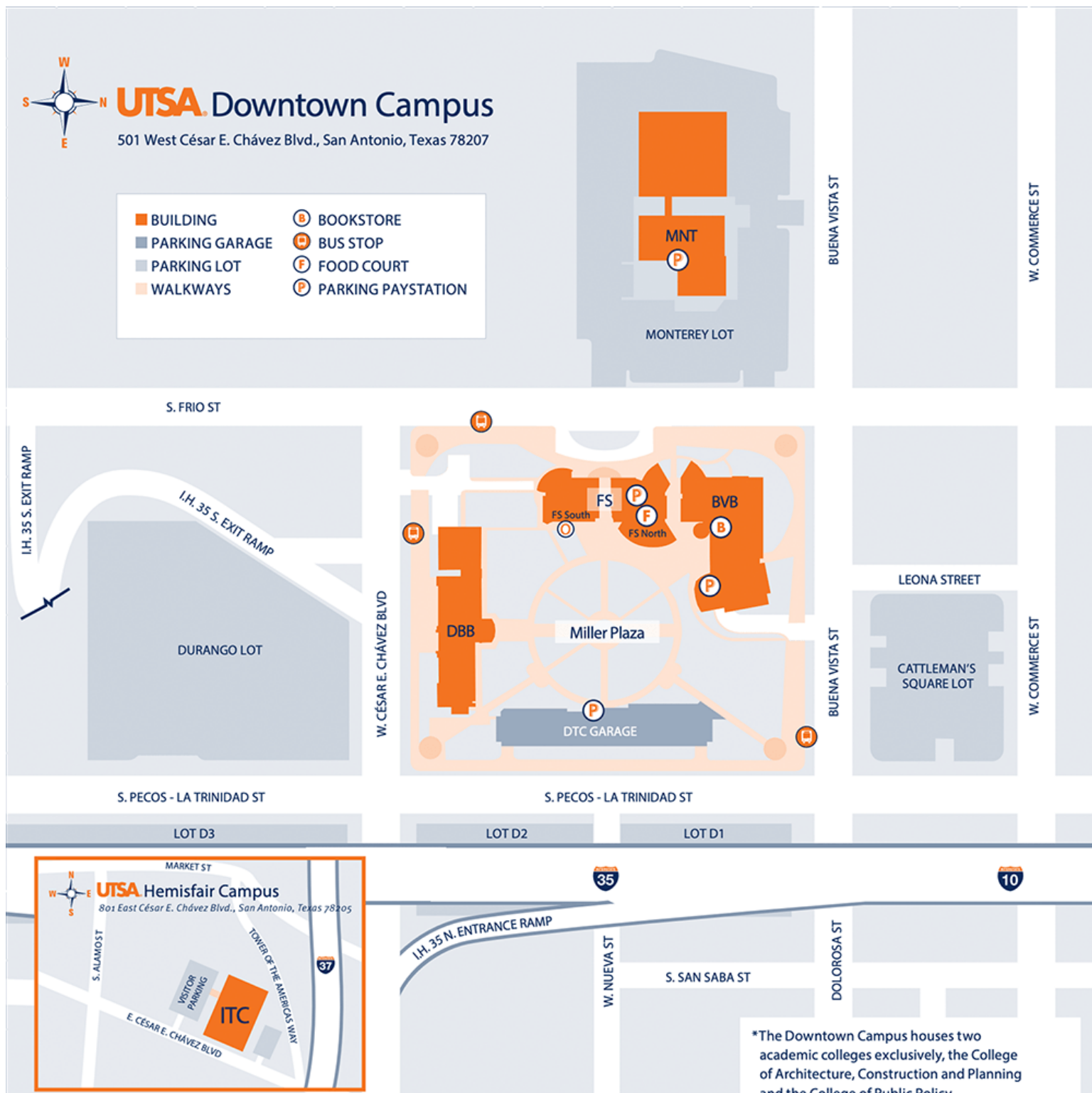
BUILDINGS

MCB	McAllister Ceramics Building
UAB	Urschel Administration Building
MWC	McNutt Welcome Center
NEG	Negley Building
COA	Coates Chapel
TOB	Tobin Building
SAN	Santikos Building
CGD	Club Giraud
YMC	YMCA Building

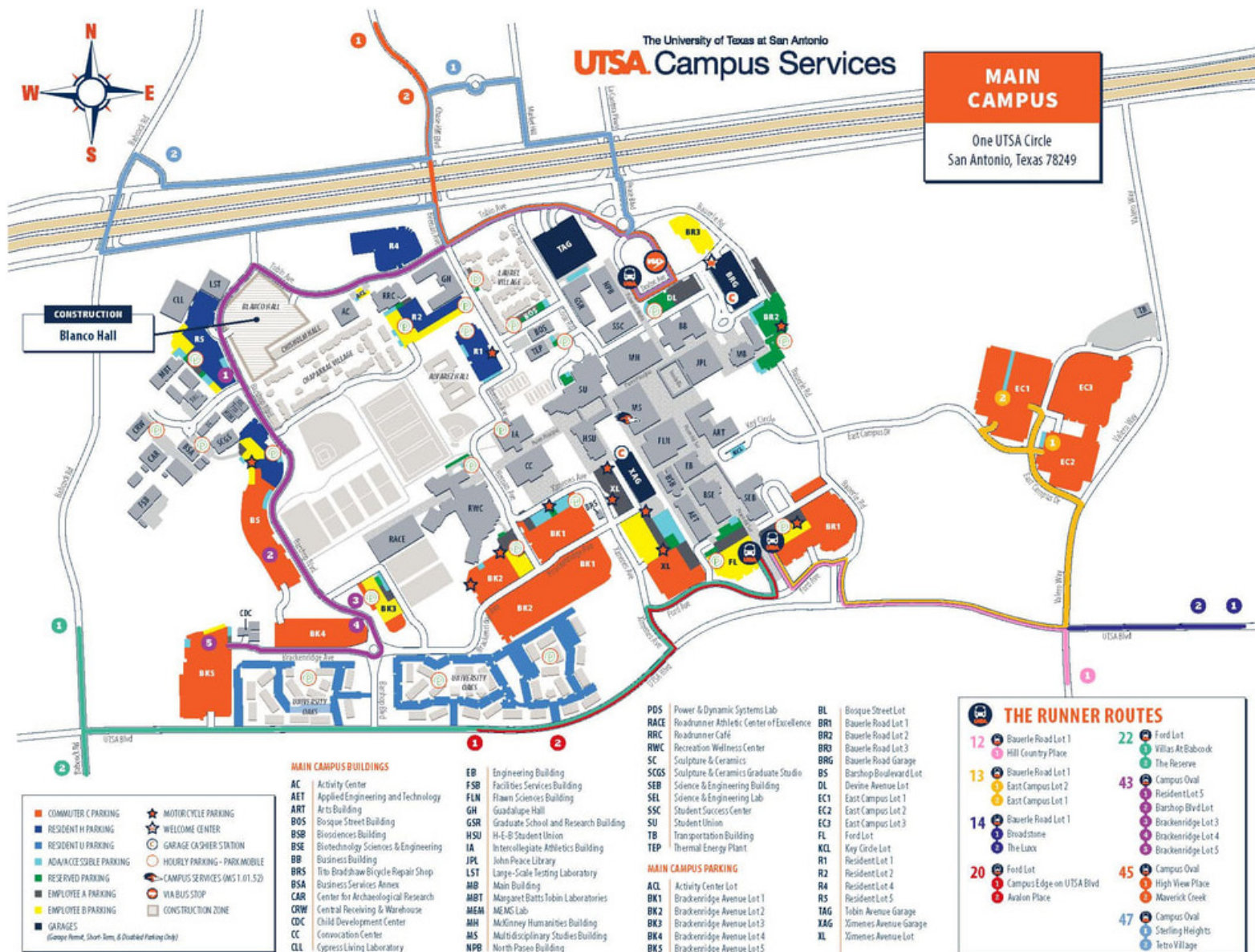
SOUTHWEST CAMPUS PARKING

SW1	Southwest Lot 1
SW2	Southwest Lot 2
SW3	Southwest Lot 3
SW4	Southwest Lot 4
SW5	Southwest Lot 5

MAP | DOWNTOWN CAMPUS



MAP | MAIN CAMPUS



COMMUNITY ART YOUTH CATALOG

Summer 2025



UTSA Southwest Campus
300 Augusta St.
San Antonio, TX 78205

www.utsa.edu/communityart



210-200-8200

communityart@utsa.edu

Contact the Young Artist Programs Staff

Director of Young Artist Programs | Dr. Marie-Claire Valdez | marie-claire.valdez@utsa.edu

For assistance with accommodations.

Assistant Director, Young Artist Programs | Kim Bishop, MFA/MA | kimberly.bishop@utsa.edu

For assistance with the teen, AIR, and UTSA Main Campus programs, and the K-12 Art Educators Seminar.

Young Artist Programs Coordinator | Rose Barcus | rose.barcus@utsa.edu

For assistance with class selections, questions or concerns for summer classes at UTSA Southwest Campus.

Young Artist Programs Coordinator | Ramon Muñoz, BFA | ramon.munoz@utsa.edu

For assistance with class selections, questions or concerns for summer classes at UTSA Downtown Campus.

Young Artist Programs Specialist | Lorena Cardenas, BFA | lorena.cardenas2@utsa.edu

For assistance with general information, questions, guidance on enrollment, Habla Espanol!

Enrollment and Registration Support Team | communityart@utsa.edu

Email communication is required to initiate changes in enrollment, transfers, or course selections.