

INTRODUCTION

TA NAME:  
 OFFICE: M3 3.02.26  
 DAY/TIME:  
 E-MAIL:  
 SUPERVISOR: JAMES BENSON  
 OFFICE: M3. 3.02.47

IMPORTANT

- 1) SYLLABUS
- 2) LAB MANUAL
- 3) LAB WEBSITE
- 4) ATTENDANCE

LAB REPORT FORMAT

- 1) COVER SHEET
  - COURSE NAME + SECTION
  - LAB NAME + NUMBER
  - STUDENT NAME
  - BANNER ID
- 2) WRITE-UP
  - DATA ANALYSIS
  - QUESTIONS
  - CONCLUSION

LAB 1: ELECTROSTATIC CHARGING

\* ELECTRICAL CHARGE:  
 $q = ne$  ← ELEMENTARY CHARGE  
 $e$  INTEGER ( $1.602 \times 10^{-19} C$ )  
 CHARGE (MEASURED IN COLUMB, C)

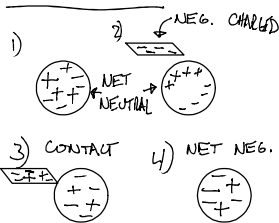
\* ELECTROSTATICS

⊕ × ⊖ OPPOSITES ATTRACT  
 ← ⊖ ⊕ → SAME REPEL

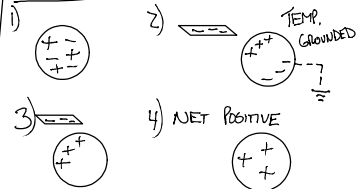
\* ELECTROSTATIC CHARGING

- CONDUCTION
- INDUCTION

BY CONDUCTION



BY INDUCTION



EXPERIMENT

- PASCO SOFTWARE
- CHARGE SENSOR 10HZ
- GRAPH CHARGE VS TIME

HARDWARE

- CHARGE SENSOR 5X
- LONG WIRE (RED BAND)
- INSIDE
- SHORT WIRE (BLACK BAND)
- OUTSIDE



REPORT

- COVER SHEET
- WRITE-UP
- ATTACHMENTS

FIG 1) DET. POLARITY  
 FIG 2) CONDUCTION: FIG 3) W.C.P.  
 FIG 3) B.C.P

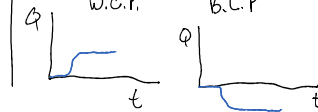


FIG 4) INDUCTION W.C.P.



FIG 5) INDUCTION: B.C.P.

