

Lab 3 - Board Notes - Ohm's Law & Resistors

Tuesday, May 20, 2014 11:42 AM

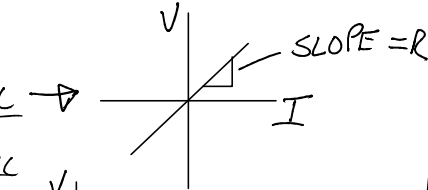
LAB 3: OHM'S LAW & RESISTORS

- CURRENT FLOWS FROM LOWER POTENTIAL TO HIGHER

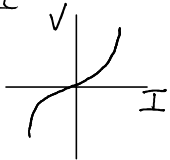


$V = IR$

R IS OHMIC →

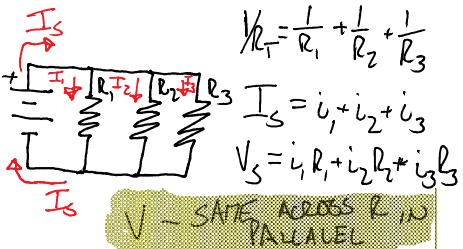
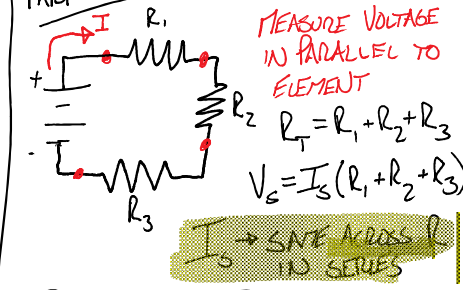


↳ NON-OHMIC



PART I

PART II RESISTORS - SERIES



EXPERIMENT PART 1

- $R_1 = 10\Omega$  BROWN BLACK BLACK
- $R_2 = 100\Omega$  BROWN BLACK BROWN
- $R_3 = 1000\Omega$  BROWN BLACK RED

SETUP - POWER

- TRIANGLE WAVE
- 3V @ 60 Hz

VOLTAGE SENSOR

- 5000 Hz
- SCOPE → OUTPUT CURRENT VS OUTPUT VOLTAGE

- LIGHT BULB TRIANGLE 2.5V
- 50 Hz 0.3 Hz

PART 3 → 5

POWER - DC 5V

DIGITS - VOLTAGE  
CURRENT

SENSORS - DEFAULT SETTINGS

REPORT:

- COVERSHEET
- QUESTIONS
- TABLES