



# UTSA Legislative Priorities

UT System Visit to UTSA

**Dr. Taylor Eighmy**  
President, UTSA

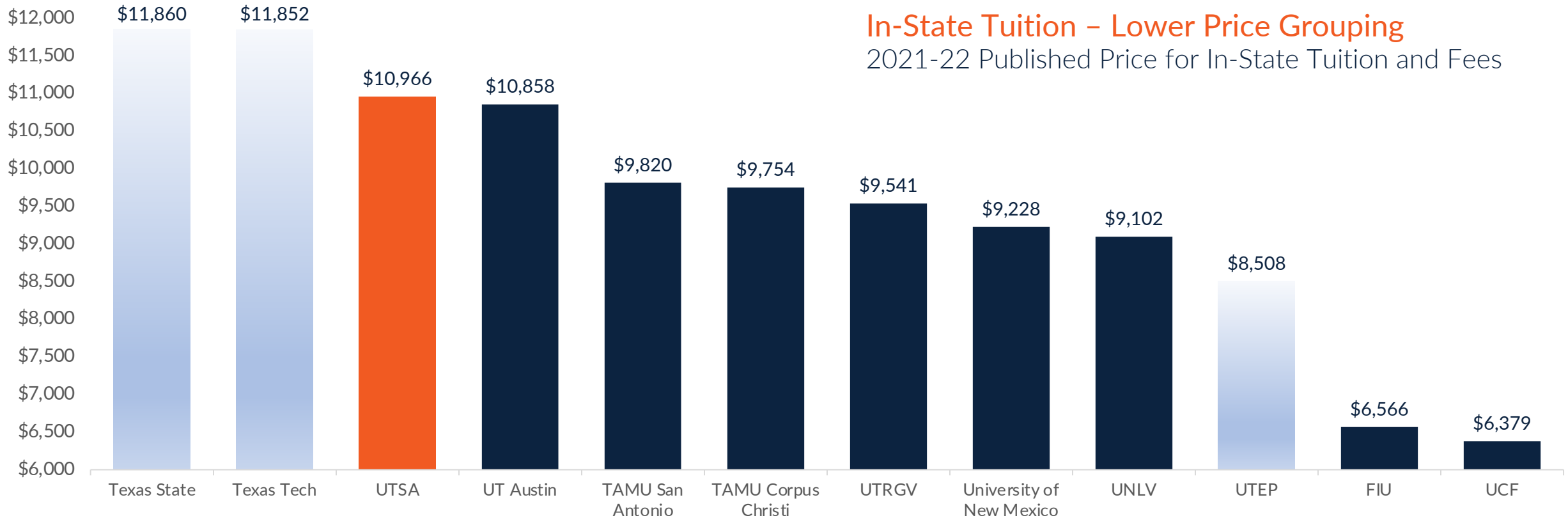
April 5, 2022

# An Important Note About Inflation

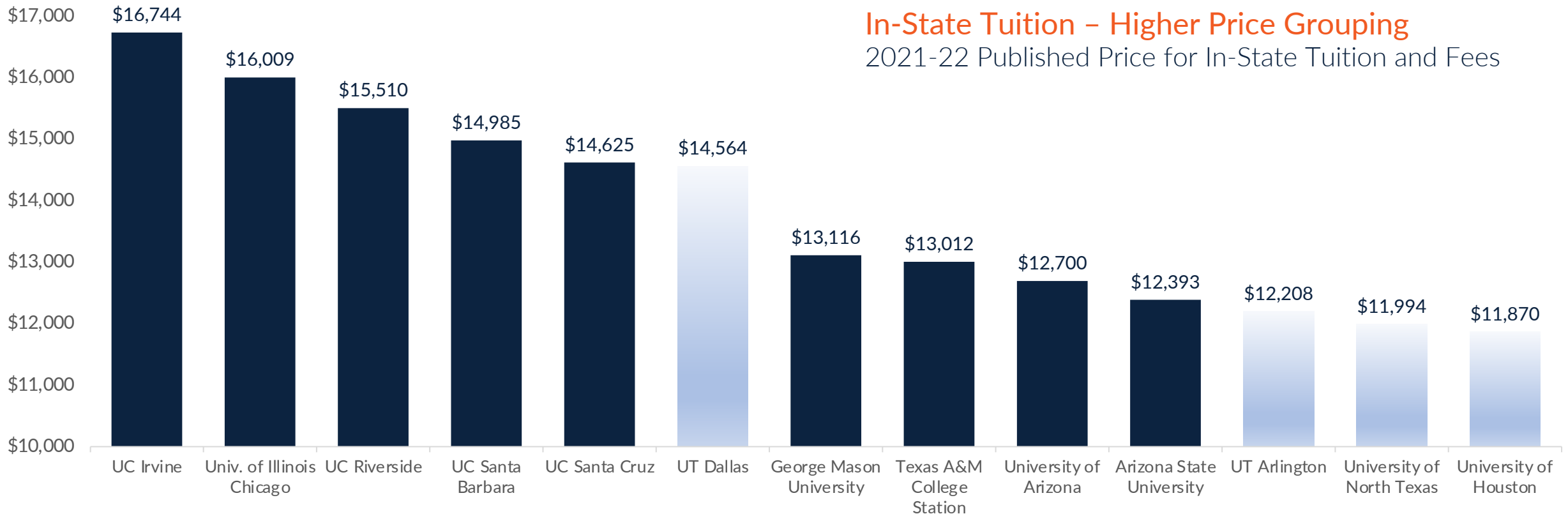
- Higher Education Price Index (HEPI) is nationally expected to continue to increase similar to CPI
- As of February 2022, the South Region (for San Antonio) 12 month CPI has increased dramatically over the last year from 2% to 8.4%
- Prior to COVID, our five year pro forma modeling within our Long Range Financial Plan assumed a 6% average annual growth in instruction and research expenditures, some of which is attributed to inflation
- We will need to adjust to a higher inflation rate to factor in the higher CPI, e.g. > 8%



# An Important Note About Comparative Cost of Attendance With Peers



# An Important Note About Comparative Cost of Attendance With Peers



# Legislative Priorities: Overview

## Universal Higher Education Priorities

- Increase Formula Funding
- Increase Infrastructure Formula Rate
- Expand National Research University Fund (NRUF)
- Expand Core Research Support Fund
- Restore Texas Research Incentive Program (TRIP)
- Support Governor's University Research Initiative (GURI)
- Expand Toward Excellence Access and Success (TEXAS) Grant Program
- HUBs Update
- Hazelwood Update

## Non-Formula Funding

- Institutional Enhancement
- The Bexar County Foster Care Pilot Program
- San Antonio Life Sciences Institute (SALSI)
- Prefreshman Engineering Program (PREP)
- The Institute of Texan Cultures (ITC)
- Small Business Development Center (SBDC)
- South-West SBDC Rural Business Program (RBP)
- Texas Demographic Center
- Cybersecure Advanced Manufacturing for Texas

## Special Matters and Proposed Legislative Riders

- The Institute of Texan Culture
- Laredo Project
- CCAP/PUF Deferred Maintenance
- CCAP/PUF Capital Projects 1 & 2
- Cybersecure Advanced Manufacturing for Texas
- collaborative University of Texas School of Public Health San Antonio

# Increase Formula Funding

**Requesting expansion of Formula Funding support while acknowledging growth**



## ACCOUNT FOR INFLATION

Increasing the current rate will address the lack of funding adjustments in past sessions



## RECOGNIZING ENROLLMENT GROWTH

Over the last two years, UTSA's enrollment has increased 6.5%



## BUILDING A TALENT STRONG TEXAS

Working to increase the number of PhD students with a goal of graduating 7,500/year by 2030





# Increase Formula Funding to General Academic Institutions

## Increase Total I/O Formula Commensurate with Inflation

- Total I/O formula has not been significantly adjusted since 2014-2015 biennium, at \$3.6B as compared to 2022-2023 at \$4.4B (est.) – 10 year average annual increase 2.1% over the last 10 years
- Changes tied primarily to enrollment growth state-wide, not to cost of instruction

## Increase credit hour weighting rates to reflect inflation

- Weighting has not been significantly adjusted since 2014-2015 biennium, at \$54.86 with a 1.5% increase over 10 years to \$55.66 for 2022-2023
- Inflation adjusted rate from 2014-2015 biennium would be \$65.00 per CPI

# Increase Infrastructure Formula Rate

## Increase Rate to Reflect Inflation

Total infrastructure support has not kept up with inflation

- \$696.8M in 2014-2015,
- \$810.7M in 2022-2023 (est.)

Weighting has not been significantly adjusted since 2014-2015, at \$5.56 (presently at \$5.47 = decrease)

- Inflation adjusted rate would be \$6.59






UTSA AND THE 88<sup>TH</sup> LEGISLATURE

# Expand the National Research University Fund

As the number of NRUF-eligible institutions grow, UTSA is asking to maintain the fund's momentum by investing further in the corpus, guaranteeing impactful payouts and bringing more Texas institutions to the national stage



# Expand the National Research University Fund



- NRUF corpus has grown from \$602.5M in August 2012 to \$736.3M in August 2020, an average of 2.8% per year for the last 8 years
- Current projections predict significant state budget surplus in August 2023
- Payout policy is purportedly conservative
- Currently, with more eligible institutions, payouts per institution are sharply declining

Source: <https://public.tableau.com/app/profile/state.of.texas.lbb>

# Annual NRUF Payouts

Institution	2012 Fiscal Year	2013 Fiscal Year	2014 Fiscal Year	2015 Fiscal Year	2016 Fiscal Year	2017 Fiscal Year	2018 Fiscal Year	2019 Fiscal Year	2020 Fiscal Year	2021 Fiscal Year	2022 Fiscal Year	2023 Fiscal Year
University of Houston	\$7,877,932	\$8,453,949	\$8,815,806	\$9,131,233	\$9,454,322	\$7,420,950	\$7,590,868	\$7,833,561	\$8,151,519	\$6,369,141	\$5,009,111	\$5,009,111
Texas Tech University	\$7,877,932	\$8,453,949	\$8,815,806	\$9,131,233	\$9,454,322	\$7,420,950	\$7,590,868	\$7,833,561	\$8,151,519	\$6,369,141	\$5,009,111	\$5,009,111
The University of Texas at Dallas	-	-	-	-	-	-	\$7,590,868	\$7,833,561	\$8,151,519	\$6,369,141	\$5,009,111	\$5,009,111
The University of Texas at Arlington	-	-	-	-	-	-	-	-	-	\$6,369,141	\$5,009,111	\$5,009,111
The University of Texas at San Antonio	-	-	-	-	-	-	-	-	-	-	\$5,009,111	\$5,009,111
<b>TOTAL NRUF</b>	<b>\$15,755,864</b>	<b>\$16,907,899</b>	<b>\$17,631,612</b>	<b>\$18,262,465</b>	<b>\$18,908,644</b>	<b>\$14,841,901</b>	<b>\$22,772,604</b>	<b>\$23,500,682</b>	<b>\$24,454,556</b>	<b>\$25,476,562</b>	<b>\$25,045,556</b>	<b>\$25,045,556</b>

UTSA AND THE 88<sup>TH</sup> LEGISLATURE

# Expand the Core Research Support Fund (CRSF)

The CRSF supports increased research capacity at eligible public universities and distributes funds by a set formula allocation to support faculty including individual projects, such as laboratory and equipment upgrades and graduate student tuition. The distribution formula is based on both total research expenditures and restricted research expenditures.



# Core Research Support Fund Payouts

Institution	2012 Fiscal Year	2013 Fiscal Year	2014 Fiscal Year	2015 Fiscal Year	2016 Fiscal Year	2017 Fiscal Year	2018 Fiscal Year	2019 Fiscal Year	2020 Fiscal Year	2021 Fiscal Year	2022 Fiscal Year	2023 Fiscal Year
Texas State University	\$1,560,582	\$1,560,582	\$2,041,615	\$2,041,615	\$3,971,281	\$3,971,281	\$4,107,123	\$4,107,123	\$5,028,961	\$5,028,961	\$4,579,081	\$4,579,081
Texas Tech University	\$4,163,801	\$4,163,801	\$5,098,396	\$5,098,396	\$11,339,575	\$11,339,575	\$10,622,253	\$10,622,253	\$11,608,277	\$11,608,277	\$10,161,478	\$10,161,478
UT Arlington	\$3,016,377	\$3,016,377	\$3,289,309	\$3,289,309	\$6,738,468	\$6,738,468	\$5,790,907	\$5,790,907	\$6,757,244	\$6,757,244	\$7,113,663	\$7,113,663
UT Dallas	\$4,212,943	\$4,212,943	\$4,532,630	\$4,532,630	\$9,176,901	\$9,176,901	\$8,010,380	\$8,010,380	\$8,580,387	\$8,580,387	\$8,470,700	\$8,470,700
UT El Paso	\$3,462,520	\$3,462,520	\$4,219,537	\$4,219,537	\$7,901,644	\$7,901,644	\$7,105,174	\$7,105,174	\$7,447,977	\$7,447,977	\$6,767,094	\$6,767,094
UT San Antonio	\$2,745,648	\$2,745,648	\$3,164,952	\$3,164,952	\$5,311,001	\$5,311,001	\$4,239,941	\$4,239,941	\$5,215,844	\$5,215,844	\$6,344,022	\$6,344,022
University of Houston	\$5,352,736	\$5,352,736	\$5,618,894	\$5,618,894	\$10,887,408	\$10,887,408	\$10,416,961	\$10,416,961	\$11,479,285	\$11,479,285	\$11,740,460	\$11,740,460
University of North Texas	\$1,247,724	\$1,247,724	\$1,543,869	\$1,543,869	\$3,229,429	\$3,229,429	\$2,407,395	\$2,407,395	\$2,437,730	\$2,437,730	\$3,379,207	\$3,379,207
<b>TOTAL CRSF</b>	<b>\$25,762,331</b>	<b>\$25,762,331</b>	<b>\$29,509,202</b>	<b>\$29,509,202</b>	<b>\$58,555,707</b>	<b>\$58,555,707</b>	<b>\$52,700,134</b>	<b>\$52,700,134</b>	<b>\$58,555,705</b>	<b>\$58,555,705</b>	<b>\$58,555,705</b>	<b>\$58,555,705</b>

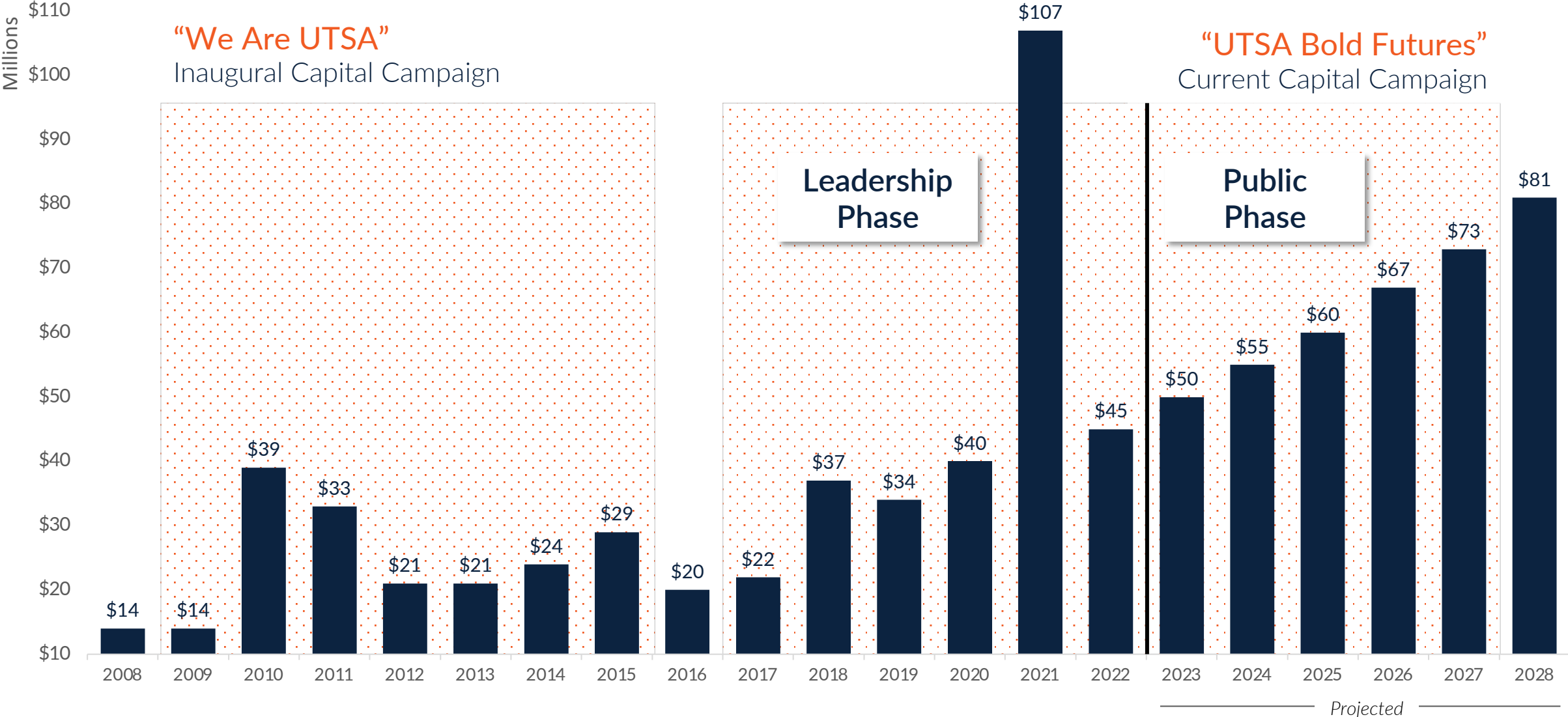
# Restore Texas Research Incentive Program (TRIP)

Recruiting world-class faculty to enhance the student academic experience and the state's reputation as a research powerhouse.



- State-matched funds for qualified gifts and endowments
- Intended to enhance research productivity and faculty recruitment at Texas' eight emerging research universities
- There is a current backlog of over \$247M in unfunded eligible TRIP state matches (THECB 9-28-2021)
- UTSA alone has approximately \$39M in unfunded eligible TRIP matching gifts
- Critical for our **Be Bold** Capital Campaign public launch

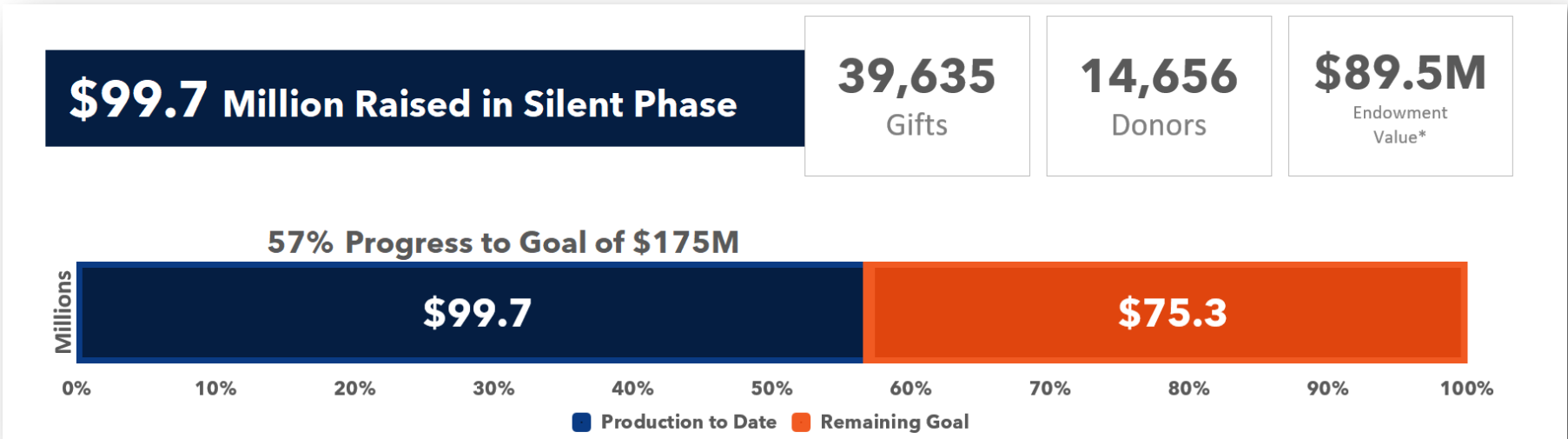
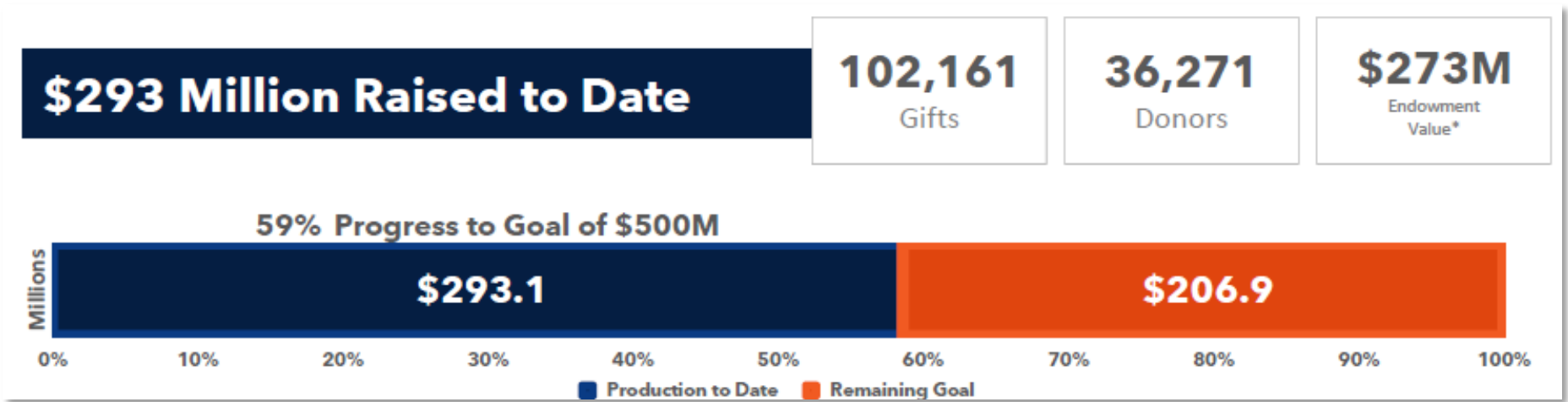
# UTSA AND THE 88<sup>TH</sup> LEGISLATURE



# UTSA AND THE 88<sup>TH</sup> LEGISLATURE



**BE BOLD**  
A CAMPAIGN FOR OUR FUTURE





# Support the Governor's University Research Initiative (GURI)



## FY2020

Successful recruitment of 3 NASEM members

- Dr. Sergio Alcocer, Civil & Environmental Engineering – January 2020
- Dr. Norm Abramson, Mechanical Engineering – August 2020
- Dr. Randall Poston, Civil & Environmental Engineering – August 2020

## FY2022

One full-time GURI-funded faculty member

# Expand Toward Excellence Access and Success (TEXAS) Grants

Allows UTSA to reduce student loan debt for the state's neediest students

- Especially important for first-generation, low-income students
- 2021-22 award year, UTSA's allocation was approximately **\$25.5M**
- 2021-22 award year, UTSA had over **900 students meet all criteria**, but did not receive an award due to insufficient funds
- **63%** overall retention rate for students in the TEXAS grant program
- If appropriations are cut further, UTSA will need to reduce the average award, as well as the total number of students receiving it



# HUBs Update

An innovative program dedicated to help local small businesses become part of the university's procurement process



UTSA consistently recognized in the last five years as one of the state's top 25 agencies spending more than \$5 million in HUB purchases

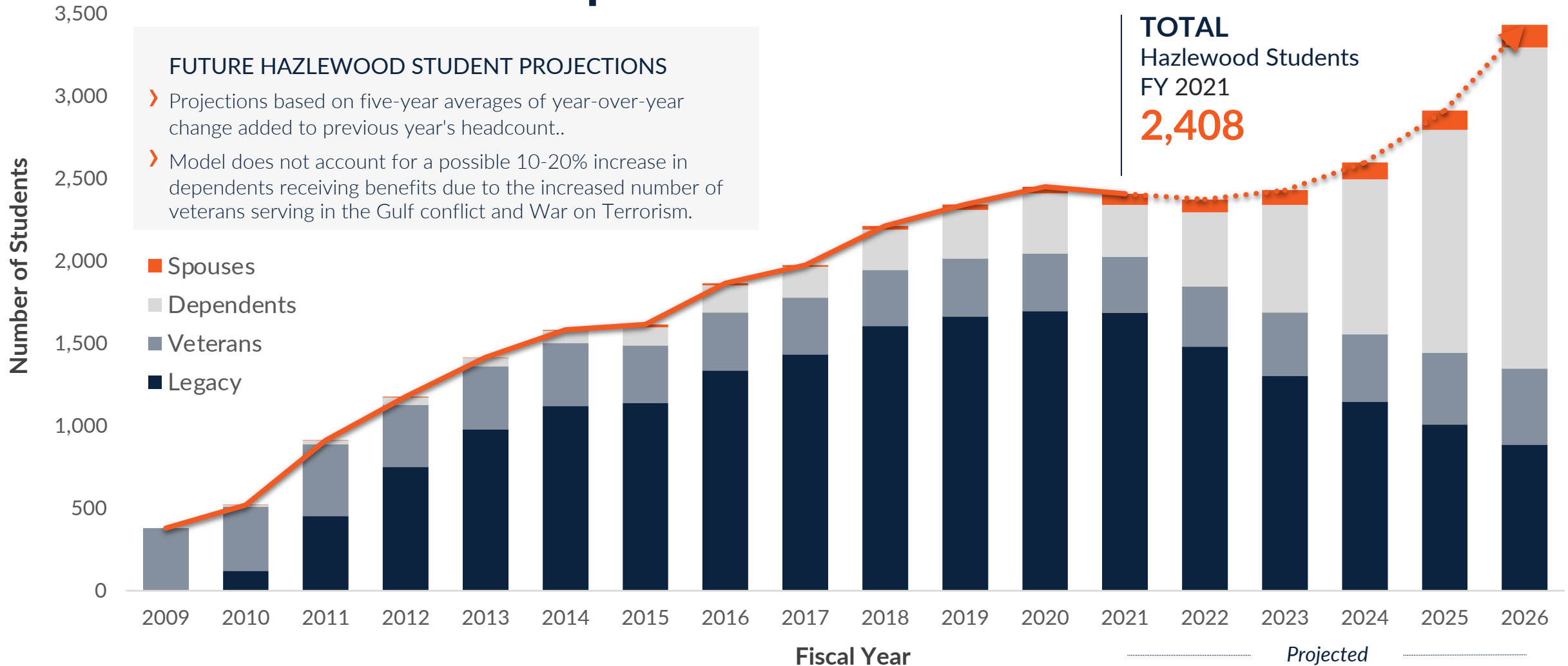
**Since 2004, UTSA has seen significant increases, for instance:**

- Black-owned businesses is 46 times higher, to roughly \$8.6M
- Hispanic-owned businesses has quadrupled, to more than \$9M
- Asian/Pacific American-owned businesses has tripled, to more than \$1M
- Women-owned businesses has tripled, to nearly \$10M

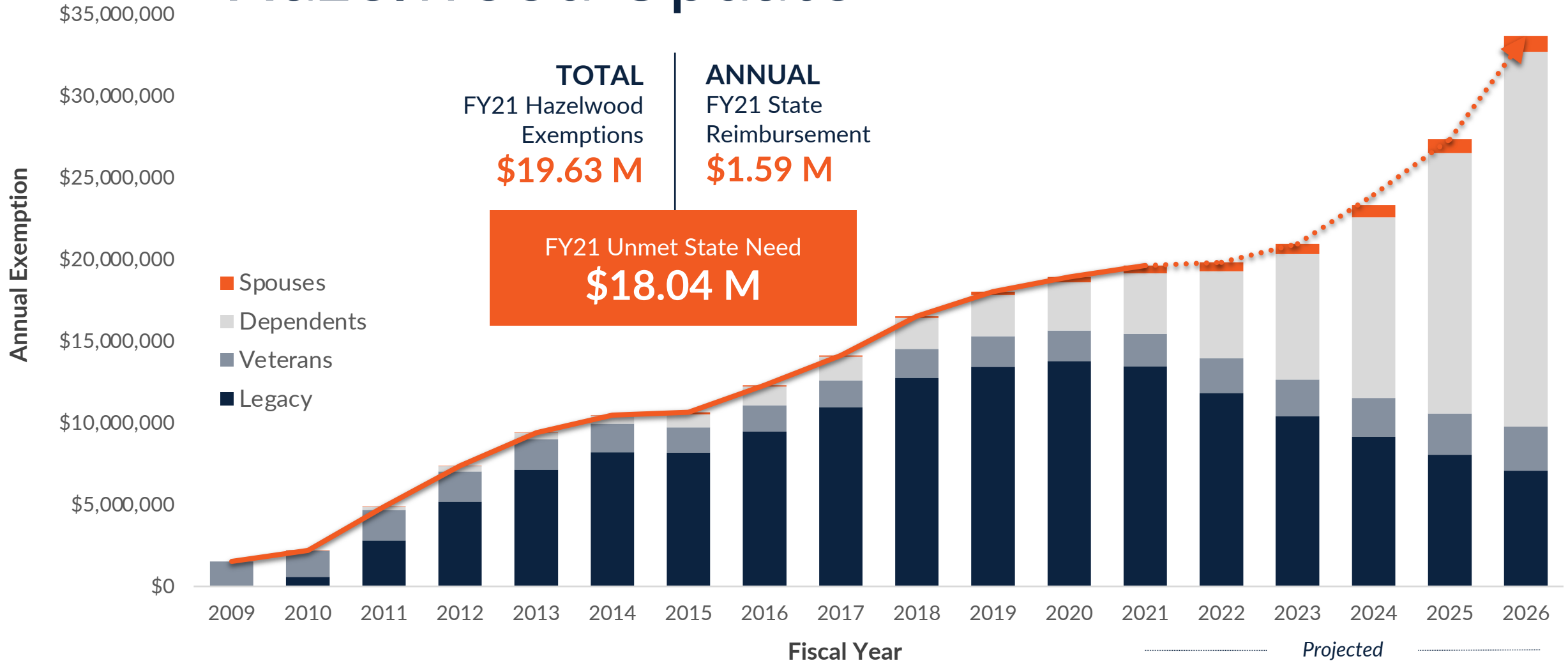
# HUBs Update



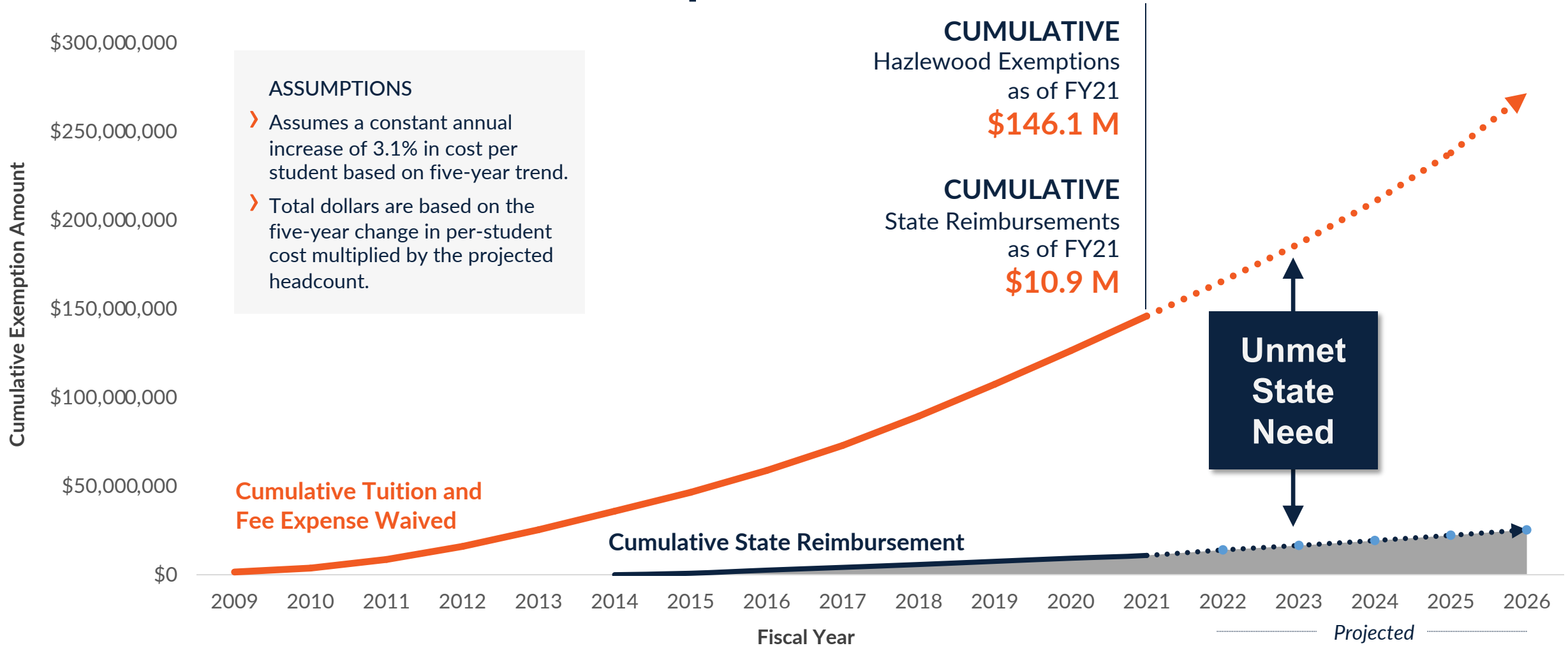
# Hazelwood Update



# Hazelwood Update



# Hazelwood Update



# Non-Formula Funding

## Cybersecure Advanced Manufacturing for Texas

Annual Funding Request  
\$2,500,000 / year

---

## Institutional Enhancement

Annual Funding Request  
\$1,788,839 / year

---

## The Bexar County Foster Care Educational Success Pilot Program

Annual Funding Request  
\$1,750,000 / year

---

## San Antonio Life Sciences Institute

Annual Funding Request  
\$1,388,570 / year

---

## Prefreshman Engineering Program

Annual Funding Request  
\$285,729 / year

---

## Institute of Texan Cultures

Annual Funding Request  
\$1,001,572 / year

---

## Small Business Development Center

Annual Funding Request  
\$2,742,957 / year

---

## South-West Texas Border SBDC

Annual Funding Request  
\$877,750 / year

---

## Texas Demographic Center

Annual Funding Request  
\$352,439 / year



# Special Matters and Legislative Riders



## **Institute of Texan Cultures (ITC)**

*Increase support to \$2M annually*

UTSA was made the custodian of ITC after the 1968 World's Fair and is actively engaging with community leaders on a centennial project. Additionally, state support is needed to offset negative impacts of COVID-19 pandemic.

Currently, the ITC 2068 Community Visioning Process is underway, through which community leaders, local business owners, educators, and resource experts are developing scenarios to guide the Institute and its programming into the next 50 years. The Steering Committee will share several feasible scenarios with UTSA leadership in late spring/early summer.

# Special Matters and Legislative Riders



## **Cybersecure Advanced Manufacturing for Texas**

*Increase support to \$3 million annually*

UTSA plays a national role and a critical role in Texas in securing our infrastructure.

# Special Matters and Legislative Riders



## Deferred Maintenance

### *CCAP/PUF Fund Request: \$85 million*

- Five core buildings in central campus with original 1970-80s infrastructure and finishes
- Additional 20 classroom renovations needed to enhance course delivery options (61 already underway)
- Critical building systems are beyond useful life (40+ years) resulting in poor air quality and temperature control
- Increased efficiency will lead to cost and energy savings, ensure that classrooms remain open and available, and protect the public health
- \$85,000,000 needed to address the most urgent deferred maintenance needs

# Special Matters and Legislative Riders



## **CCAP/PUF Project 1: Student Success Center**

*Estimated Project Cost: \$140 million*

- New 170,000 GSF Student Success Center
  - One location for unified academic support services
  - Reduces space deficit by increasing study space and faculty/staff offices
- The estimated project cost of \$140,000,000 would be funded with Capital Construction Assistance Projects.

# Special Matters and Legislative Riders



## **CCAP/PUF Project 2: Main Campus Performing Arts Center**

*Estimated Project Cost: \$229,900,000*

- New 209,000 GSF Creative Arts Education & Engagement Building
  - Reduces space deficit by increasing teaching labs, classrooms and faculty/staff offices
  - 800 seat performance hall to support the University's mission to engage our communities through artistic expression and outreach programs
- The estimated project cost of \$229,900,000 would be funded with Capital Construction Assistance Projects

# Special Matters and Legislative Riders



## UT System – UTSA Laredo Project

- This summer, the Community Health Worker Certificate Program will begin with a goal of 15 students.
- This fall, we will continue to offer Community Health Worker Certificate Program and add the Multidisciplinary Studies degree with a goal of 30 students for academic year 22-23.
- In Spring 2023, the MDST: Healthcare Leadership will begin with an anticipated 15 students.
- We are working collaboratively with UT System and the Center staff to execute the MOU and hire faculty/staff to set-up the infrastructure.

# UTSA Timeline for 2024 & 2025 Legislative Appropriations Request

A February	C April - June	E June	H September - October
LBB Issues Strategic Planning Instructions	UT System Discussions with Campus President regarding Exception Items and CCAP that may go to the Board in mid-July	<b>LAR Proposed Exceptional Items Due to UT System (New and Changes to Existing)</b>	Joint LAR Hearings, Conducted by LBB and Governor
B March	D May - June	LAR Proposed CCAP Due to UT System  LBB issues LAR Instructions and GR Targets to Institutions	I October
UTSA Leadership Reviews and Discusses Exceptional Items Request History	UTSA to prepare Administrator's Statement. Refine as additional instructions are received from UT System.	F July	<b>LAR (October Submission) Updates Due to LBB and Governor (Purpose: Updates to Projections)</b>
Review Opportunity for Changes to existing Exceptional Items Details (Proposed Budget Structure Changes)	UT System Office of Budget and Planning provides Instructions regarding LAR submission	<b>1st Draft of LAR Due to UT System; Followed by Technical Review and Hearings with UT System</b>	
Discuss Process for Identifying new requests (new, changes to existing, and CCAP)	System Review of Exceptional Items and Capital Construction Projects (CCAP)	G August	
<b>Budget Structure Changes (changes to existing items) Due to UT System</b>		LAR (August Submission) Due to LBB and Governor	<b>Orange indicates due dates for UTSA to meet</b>
UT System Provides Final Budget Structure changes to LBB and Governor's Office			



---

# Contact Information

## **Dr. Taylor Eighmy**

*President, UTSA*  
office: (210) 458-4101  
teighmy1@utsa.edu

## **Jason Hassay**

*Associate Vice President  
Government Relations, UTSA*  
office: (210) 458-5102  
mobile: (512) 413-9598  
jason.hassay@utsa.edu

## **Teresa Niño**

*Vice President for  
University Relations, UTSA*  
office: (210) 458-4136  
teresa.nino@utsa.edu

## **Albert Carrisalez**

*Assistant Vice President  
Government Relations, UTSA*  
office: (210) 458-5138  
mobile: (210) 452-7557  
albert.carrisalez@utsa.edu





# Collaborative Legislative Priorities

**Dr. Taylor Eighmy**  
President  
UTSA

**Dr. William Henrich**  
President  
UT Health San Antonio



## Collaborative

# University of Texas School of Public Health San Antonio

## Increase Support to \$10 Million

- Committed to building a healthier community and improving health outcomes for our communities through public health education, prevention and policy
- Provides a strong foundation of serving public health needs unique to San Antonio and South Texas
- Working together to combat community health problems and disparities in care
- Investment allocated for acquisition, retention and recognition



**UTSA**<sup>®</sup>  
**CREATING**  
**BOLD**  
**FUTURES**



**UT Health**  
San Antonio