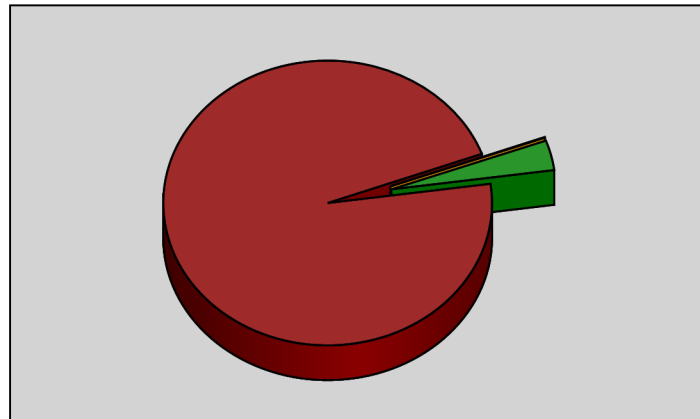


UTSA Monthly Report

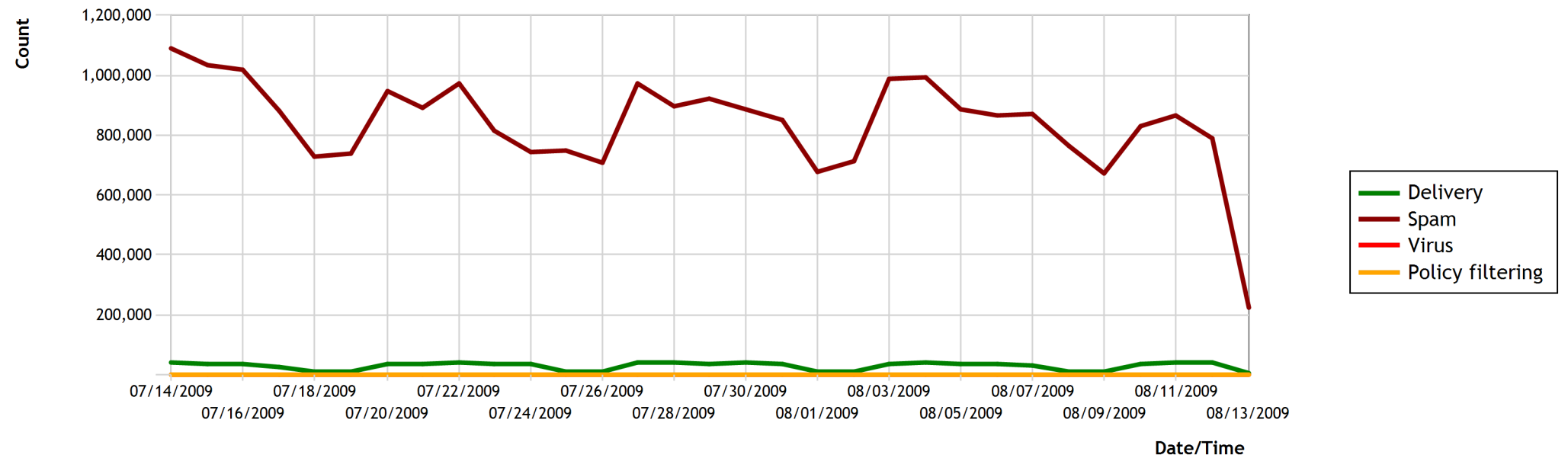
Prepared for The University of Texas System on 8/13/2009 7:16 AM

Inbound Traffic Overview (Count)

- Delivery: 3.4%
- Spam: 96.55%
- Virus: 0.01%
- Policy filtering: 0.05%



Inbound Traffic Trend (Count)



Email Traffic Count:

Date	Inbound													Quarantine			
	Delivery	Spam		Virus			Policy Filtering							Spam			Policy
		Dir Edge	Other Spam	Files Scanned	Blocked	Cleaned	Reject	Quarantine	Allow	Bcc	Redirect	Decrypt	Test	Not Junk	Move to Inbox	Abuse	Move to Inbox
07/14/2009	39,601	0	1,091,335	45,201	30	0	0	0	26	0	0	0	0	14	37	0	0
07/15/2009	38,420	0	1,031,120	44,408	23	0	0	0	312	0	0	0	0	10	9	0	0
07/16/2009	36,470	0	1,017,766	45,220	18	0	0	0	470	0	0	0	0	3	11	1	0
07/17/2009	28,214	0	880,472	33,607	66	0	0	0	114	0	0	0	0	0	3	0	0
07/18/2009	8,177	0	730,109	12,179	86	0	0	0	83	0	0	0	0	0	1	0	0
07/19/2009	8,664	0	737,180	12,378	47	0	0	0	26	0	0	0	0	0	1	0	0
07/20/2009	37,385	0	946,519	39,740	245	0	0	0	57	0	0	0	0	7	6	2	0
07/21/2009	38,106	0	888,490	44,633	35	0	0	0	370	0	0	0	0	203	304	3	0
07/22/2009	41,225	0	972,179	48,119	138	0	1	0	505	0	0	0	0	12	24	2	0
07/23/2009	37,309	0	816,368	42,886	98	0	0	0	127	0	0	0	0	5	11	1	0

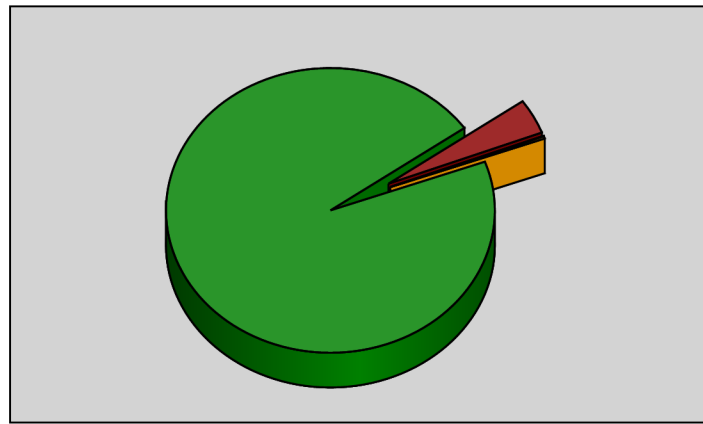
UTSA Monthly Report

07/24/2009	35,012	0	744,155	36,040	134	0	0	0	123	0	0	0	0	9	14	0	0
07/25/2009	10,258	0	749,625	14,442	45	0	0	0	269	0	0	0	0	37	44	0	0
07/26/2009	9,861	0	707,857	15,284	36	0	0	0	70	0	0	0	0	4	14	0	0
07/27/2009	41,471	0	973,281	45,433	40	0	0	0	2,074	0	0	0	0	95	98	1	0
07/28/2009	39,807	0	897,021	46,715	7	0	0	0	246	0	0	0	0	49	117	2	0
07/29/2009	35,390	0	919,845	41,163	15	0	0	0	236	0	0	0	0	14	18	1	0
07/30/2009	40,626	0	887,483	43,828	13	0	0	0	1,944	0	0	0	0	11	23	0	0
07/31/2009	35,048	0	851,547	39,880	16	0	1	0	350	0	0	0	0	100	104	0	0
08/01/2009	10,987	0	678,377	13,384	4	0	0	0	884	0	0	0	0	1	3	0	0
08/02/2009	9,944	0	714,413	12,901	0	0	0	0	5	0	0	0	0	1	14	0	0
08/03/2009	38,002	0	986,905	40,794	10	0	0	0	56	0	0	0	0	45	101	0	0
08/04/2009	39,662	0	991,042	45,158	7	0	0	0	35	0	0	0	0	9	13	1	0
08/05/2009	38,261	0	883,346	43,472	7	0	0	0	4	0	0	0	0	8	22	0	0
08/06/2009	36,976	0	867,298	39,794	134	0	0	0	139	0	0	0	0	12	27	0	0
08/07/2009	33,558	0	870,105	46,547	106	0	0	0	1,847	0	0	0	0	107	152	15	0
08/08/2009	9,617	0	763,260	12,415	13	0	0	0	4	0	0	0	0	5	18	0	0
08/09/2009	10,758	0	672,574	14,375	2	0	0	0	162	0	0	0	0	1	13	0	0
08/10/2009	38,573	0	829,923	41,311	13	0	0	0	44	0	0	0	0	84	69	8	0
08/11/2009	42,010	0	862,943	46,046	13	0	0	0	1,634	0	0	0	0	69	136	0	0
08/12/2009	39,393	0	789,048	44,281	19	0	0	0	1,466	0	0	0	0	7	14	0	0
08/13/2009	5,208	0	225,610	8,000	9	0	0	0	182	0	0	0	0	2	3	0	0
Total	913,993	0	25,977,196	1,059,634	1,429	0	2	0	13,864	0	0	0	0	924	1,424	37	0

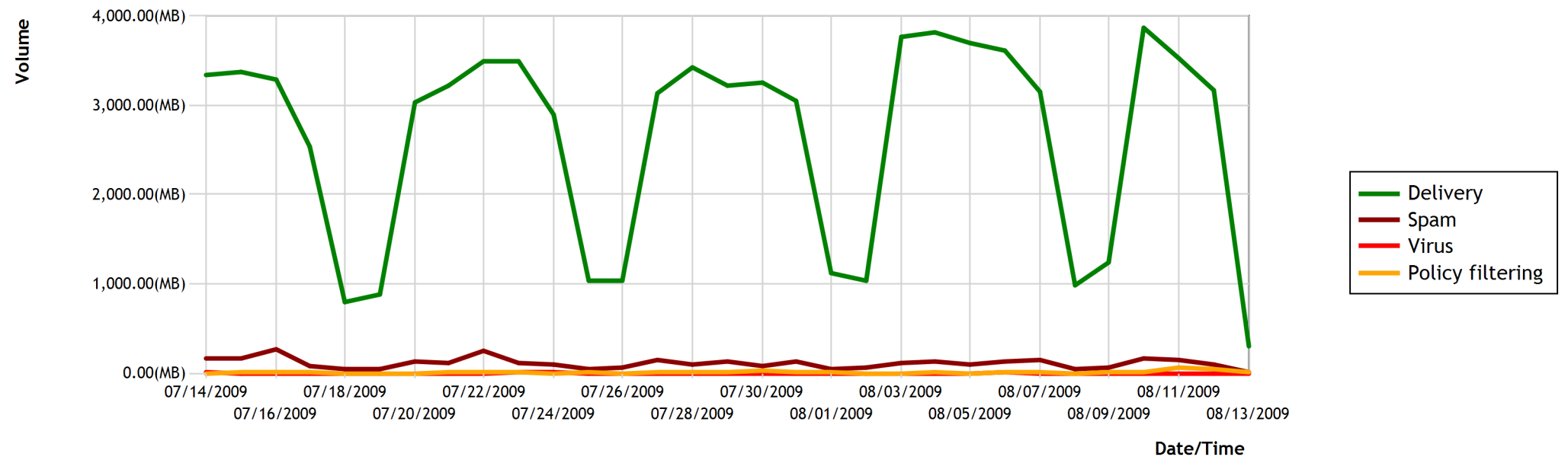
UTSA Monthly Report

Inbound Traffic Overview (Volume)

- Delivery: 95.73%
- Spam: 3.97%
- Virus: 0.04%
- Policy filtering: 0.26%



Inbound Traffic Trend (Volume)



Email Traffic Volume(MB):

Date Hour	Inbound													Quarantine			
	Delivery	Spam		Virus			Policy Filtering						Spam			Policy	
		Dir Edge	Other Spam	Files Scanned	Blocked	Cleaned	Reject	Quarantine	Allow	Bcc	Redirect	Decrypt	Test	Not Junk	Move to Inbox	Abuse	Move to Inbox
07/14/2009	3,330.16	0.00	165.81	271.52	10.16	0.00	0.00	0.00	0.25	0.00	0.00	0.00	0.00	1.19	2.83	0.00	0.00
07/15/2009	3,367.17	0.00	167.52	279.24	0.09	0.00	0.00	0.00	2.37	0.00	0.00	0.00	0.00	0.36	0.16	0.00	0.00
07/16/2009	3,294.27	0.00	274.43	296.56	0.11	0.00	0.00	0.00	3.90	0.00	0.00	0.00	0.00	0.03	0.39	0.02	0.00
07/17/2009	2,537.30	0.00	74.84	222.12	0.43	0.00	0.00	0.00	1.77	0.00	0.00	0.00	0.00	0.00	0.03	0.00	0.00
07/18/2009	800.46	0.00	52.79	92.49	0.44	0.00	0.00	0.00	1.08	0.00	0.00	0.00	0.00	0.00	0.00	0.00	0.00
07/19/2009	888.83	0.00	36.44	64.87	0.53	0.00	0.00	0.00	0.31	0.00	0.00	0.00	0.00	0.00	0.01	0.00	0.00
07/20/2009	3,035.40	0.00	136.69	222.85	1.01	0.00	0.00	0.00	0.46	0.00	0.00	0.00	0.00	0.39	0.06	0.02	0.00
07/21/2009	3,222.64	0.00	111.24	264.62	0.17	0.00	0.00	0.00	3.57	0.00	0.00	0.00	0.00	16.90	25.65	0.21	0.00
07/22/2009	3,494.58	0.00	244.08	248.48	0.33	0.00	0.00	0.00	4.17	0.00	0.00	0.00	0.00	0.35	2.92	0.04	0.00
07/23/2009	3,490.92	0.00	104.66	251.70	4.32	0.00	0.00	0.00	2.14	0.00	0.00	0.00	0.00	0.26	0.20	0.01	0.00
07/24/2009	2,900.93	0.00	94.24	207.49	7.40	0.00	0.00	0.00	1.63	0.00	0.00	0.00	0.00	0.18	1.39	0.00	0.00

UTSA Monthly Report

07/25/2009	1,035.72	0.00	48.43	90.44	0.97	0.00	0.00	0.00	3.80	0.00	0.00	0.00	0.00	1.51	2.53	0.00	0.00
07/26/2009	1,041.09	0.00	60.84	67.26	0.17	0.00	0.00	0.00	0.95	0.00	0.00	0.00	0.00	6.75	6.99	0.00	0.00
07/27/2009	3,128.08	0.00	150.85	230.70	1.76	0.00	0.00	0.00	4.13	0.00	0.00	0.00	0.00	4.11	16.31	0.02	0.00
07/28/2009	3,423.56	0.00	100.65	281.43	0.16	0.00	0.00	0.00	3.24	0.00	0.00	0.00	0.00	1.90	15.15	0.03	0.00
07/29/2009	3,220.70	0.00	122.08	246.58	0.12	0.00	0.00	0.00	16.53	0.00	0.00	0.00	0.00	1.48	0.47	0.02	0.00
07/30/2009	3,250.36	0.00	78.14	270.66	0.10	0.00	0.00	0.00	22.15	0.00	0.00	0.00	0.00	3.59	1.56	0.00	0.00
07/31/2009	3,049.13	0.00	124.32	253.33	0.71	0.00	0.00	0.00	4.73	0.00	0.00	0.00	0.00	8.62	7.72	0.00	0.00
08/01/2009	1,111.86	0.00	51.76	100.54	0.06	0.00	0.00	0.00	14.45	0.00	0.00	0.00	0.00	0.06	0.02	0.00	0.00
08/02/2009	1,025.99	0.00	59.53	73.20	0.00	0.00	0.00	0.00	0.02	0.00	0.00	0.00	0.00	0.01	0.35	0.00	0.00
08/03/2009	3,771.20	0.00	115.55	254.72	0.05	0.00	0.00	0.00	0.79	0.00	0.00	0.00	0.00	1.95	29.13	0.00	0.00
08/04/2009	3,824.91	0.00	137.43	264.51	0.04	0.00	0.00	0.00	2.00	0.00	0.00	0.00	0.00	0.62	0.12	0.01	0.00
08/05/2009	3,700.02	0.00	90.21	285.41	0.03	0.00	0.00	0.00	0.04	0.00	0.00	0.00	0.00	0.19	5.91	0.00	0.00
08/06/2009	3,605.57	0.00	133.55	282.62	2.84	0.00	0.00	0.00	4.82	0.00	0.00	0.00	0.00	0.28	1.00	0.00	0.00
08/07/2009	3,144.60	0.00	152.77	228.79	1.11	0.00	0.00	0.00	4.37	0.00	0.00	0.00	0.00	4.22	24.48	0.95	0.00
08/08/2009	980.68	0.00	44.18	105.74	0.17	0.00	0.00	0.00	0.02	0.00	0.00	0.00	0.00	0.01	0.25	0.00	0.00
08/09/2009	1,240.95	0.00	53.89	65.00	0.01	0.00	0.00	0.00	2.32	0.00	0.00	0.00	0.00	0.07	0.34	0.00	0.00
08/10/2009	3,869.66	0.00	159.83	259.58	0.12	0.00	0.00	0.00	1.99	0.00	0.00	0.00	0.00	15.62	12.72	0.11	0.00
08/11/2009	3,529.26	0.00	139.89	268.08	0.07	0.00	0.00	0.00	55.81	0.00	0.00	0.00	0.00	6.17	16.66	0.00	0.00
08/12/2009	3,165.94	0.00	90.21	317.39	0.06	0.00	0.00	0.00	50.19	0.00	0.00	0.00	0.00	0.12	0.57	0.00	0.00
08/13/2009	301.21	0.00	15.90	68.69	0.05	0.00	0.00	0.00	6.30	0.00	0.00	0.00	0.00	0.01	0.20	0.00	0.00
Total	81,783.15	0.00	3,392.76	6,436.60	33.57	0.00	0.00	0.00	220.30	0.00	0.00	0.00	0.00	76.94	176.13	1.44	0.00