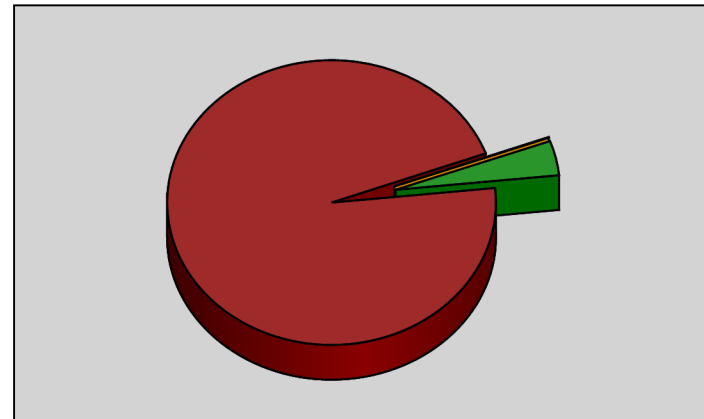


UTSA Monthly Report

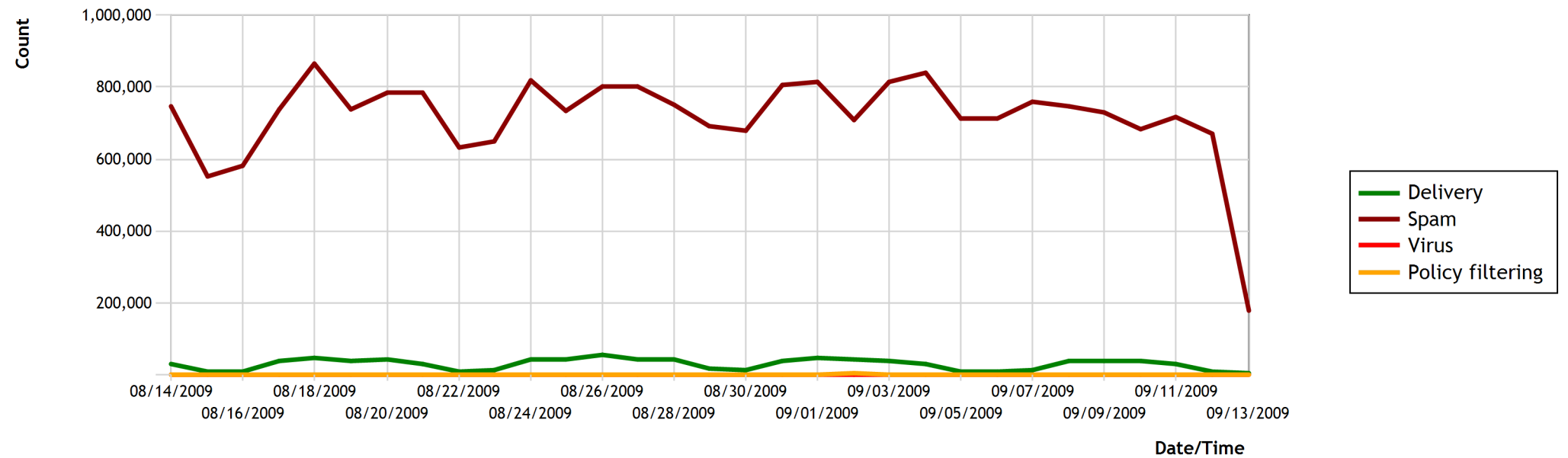
Prepared for The University of Texas System on 9/13/2009 7:16 AM

Inbound Traffic Overview (Count)

- Delivery: 3.92%
- Spam: 96.01%
- Virus: 0.01%
- Policy filtering: 0.05%



Inbound Traffic Trend (Count)



Email Traffic Count:

Date	Inbound													Quarantine			
	Delivery	Spam		Virus			Policy Filtering							Spam			Policy
		Dir Edge	Other Spam	Files Scanned	Blocked	Cleaned	Reject	Quarantine	Allow	Bcc	Redirect	Decrypt	Test	Not Junk	Move to Inbox	Abuse	Move to Inbox
08/14/2009	29,969	0	745,783	35,283	24	0	0	0	8	0	0	0	0	124	149	2	0
08/15/2009	9,355	0	553,527	12,828	28	0	0	0	127	0	0	0	0	4	4	0	0
08/16/2009	10,051	0	580,144	13,108	36	0	0	0	1	0	0	0	0	5	3	0	0
08/17/2009	39,545	0	739,413	41,366	30	0	0	0	57	0	0	0	0	17	36	1	0
08/18/2009	45,250	0	866,534	49,965	430	0	0	0	1,305	0	0	0	0	83	91	1	0
08/19/2009	37,890	0	736,778	42,268	40	0	0	0	22	0	0	0	0	21	28	1	0
08/20/2009	41,762	0	786,826	44,557	39	0	0	0	121	0	0	0	0	13	25	1	0
08/21/2009	29,498	0	784,677	35,199	30	0	0	0	9	0	0	0	0	98	104	0	0
08/22/2009	10,033	0	633,247	13,393	10	0	0	0	339	0	0	0	0	3	7	0	0
08/23/2009	11,151	0	648,919	14,332	66	0	0	0	3	0	0	0	0	4	8	0	0

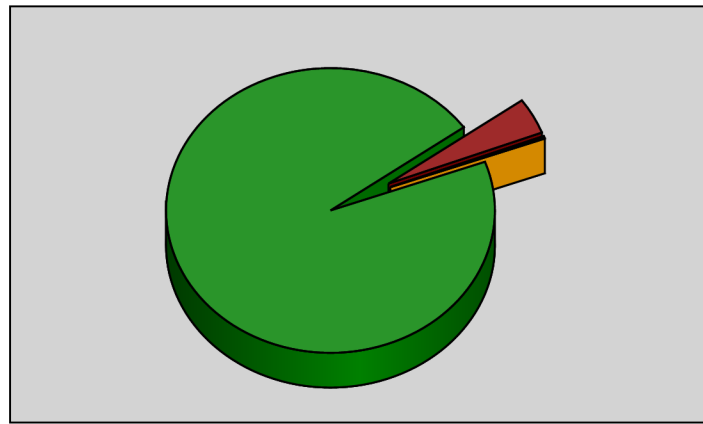
UTSA Monthly Report

08/24/2009	41,384	0	819,899	45,880	39	0	0	0	38	0	0	0	0	73	112	1	0
08/25/2009	43,351	0	734,623	49,458	32	0	0	0	12	7	0	0	0	15	16	0	0
08/26/2009	53,575	0	802,127	61,880	153	0	1	0	17	0	0	0	0	11	41	4	0
08/27/2009	44,532	0	800,375	63,837	171	0	0	0	24	0	0	0	0	43	58	0	0
08/28/2009	44,922	0	750,445	48,963	328	0	0	0	1,724	0	0	0	0	39	109	0	0
08/29/2009	15,676	0	692,087	20,562	59	0	0	0	6	0	0	0	0	6	25	0	0
08/30/2009	13,266	0	678,853	20,164	52	0	0	0	1	0	0	0	0	17	14	0	0
08/31/2009	38,852	0	804,622	46,360	71	0	0	0	204	0	0	0	0	32	57	3	0
09/01/2009	48,741	0	813,285	56,507	155	0	0	0	1,873	0	0	0	0	19	64	0	0
09/02/2009	44,069	1,333	706,932	50,042	128	0	0	0	4,459	0	0	0	0	26	70	0	0
09/03/2009	38,553	6,891	808,024	41,084	18	0	0	0	496	0	0	0	0	17	16	0	0
09/04/2009	28,170	7,116	833,261	30,982	36	0	0	0	66	0	0	0	0	33	63	0	0
09/05/2009	10,092	4,864	707,029	10,967	14	0	0	0	3	0	0	0	0	29	20	0	0
09/06/2009	7,209	5,059	705,843	9,482	13	0	0	0	0	0	0	0	0	4	11	0	0
09/07/2009	12,182	5,678	752,641	15,018	18	0	0	0	2	0	0	0	0	7	14	0	0
09/08/2009	39,223	6,849	741,890	41,327	262	0	0	0	150	0	0	0	0	50	177	0	0
09/09/2009	39,155	7,321	720,389	42,488	33	0	0	0	833	0	0	0	0	11	15	0	0
09/10/2009	36,547	6,663	674,608	39,727	27	0	0	0	42	0	0	0	0	27	61	0	0
09/11/2009	32,201	6,917	709,209	35,002	25	0	0	0	13	0	0	0	0	61	71	0	0
09/12/2009	9,494	4,612	663,969	12,821	22	0	1	0	8	0	0	0	0	0	10	0	0
09/13/2009	2,923	1,162	175,400	3,108	3	0	0	0	2	0	0	0	0	8	5	0	0
Total	908,621	64,465	22,171,359	1,047,958	2,392	0	2	0	11,965	7	0	0	0	900	1,484	14	0

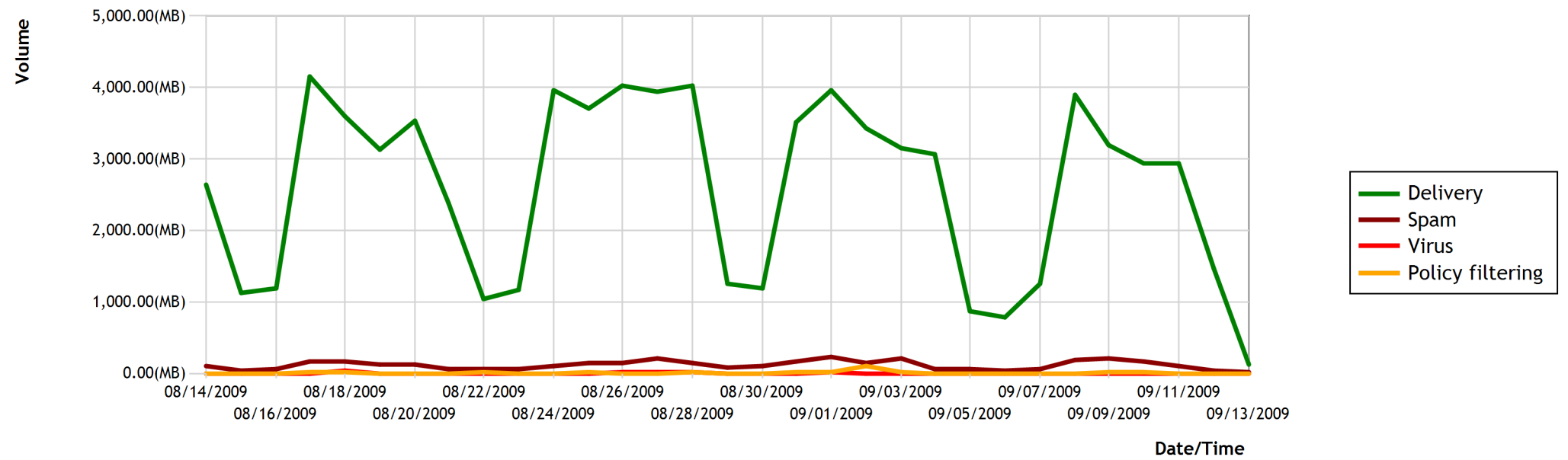
UTSA Monthly Report

Inbound Traffic Overview (Volume)

- Delivery: 95.62%
- Spam: 4.1%
- Virus: 0.09%
- Policy filtering: 0.19%



Inbound Traffic Trend (Volume)



Email Traffic Volume(MB):

Date	Inbound													Quarantine			
	Delivery	Spam		Virus			Policy Filtering						Spam			Policy	
		Dir Edge	Other Spam	Files Scanned	Blocked	Cleaned	Reject	Quarantine	Allow	Bcc	Redirect	Decrypt	Test	Not Junk	Move to Inbox	Abuse	Move to Inbox
08/14/2009	2,640.10	0.00	108.50	221.71	0.09	0.00	0.00	0.00	0.03	0.00	0.00	0.00	0.00	12.68	11.85	0.07	0.00
08/15/2009	1,116.43	0.00	41.63	97.73	0.08	0.00	0.00	0.00	1.81	0.00	0.00	0.00	0.00	0.03	0.06	0.00	0.00
08/16/2009	1,185.04	0.00	48.29	60.74	0.17	0.00	0.00	0.00	0.01	0.00	0.00	0.00	0.00	0.39	0.03	0.00	0.00
08/17/2009	4,148.48	0.00	164.80	270.60	0.85	0.00	0.00	0.00	2.55	0.00	0.00	0.00	0.00	0.79	6.09	0.01	0.00
08/18/2009	3,595.58	0.00	165.65	346.68	41.31	0.00	0.00	0.00	3.10	0.00	0.00	0.00	0.00	2.12	40.32	0.01	0.00
08/19/2009	3,128.34	0.00	127.45	263.17	0.46	0.00	0.00	0.00	1.71	0.00	0.00	0.00	0.00	0.66	0.95	0.05	0.00
08/20/2009	3,532.99	0.00	111.22	380.89	1.90	0.00	0.00	0.00	1.09	0.00	0.00	0.00	0.00	0.19	6.40	0.02	0.00
08/21/2009	2,380.57	0.00	62.73	225.41	0.21	0.00	0.00	0.00	0.22	0.00	0.00	0.00	0.00	4.89	12.04	0.00	0.00
08/22/2009	1,045.87	0.00	59.66	100.86	0.03	0.00	0.00	0.00	5.27	0.00	0.00	0.00	0.00	0.21	0.18	0.00	0.00
08/23/2009	1,170.51	0.00	55.24	79.94	1.57	0.00	0.00	0.00	0.01	0.00	0.00	0.00	0.00	0.13	0.09	0.00	0.00
08/24/2009	3,951.51	0.00	100.76	314.06	0.44	0.00	0.00	0.00	0.34	0.00	0.00	0.00	0.00	1.61	15.22	0.25	0.00

UTSA Monthly Report

08/25/2009	3,694.86	0.00	131.12	336.23	1.05	0.00	0.00	0.00	3.85	0.58	0.00	0.00	0.00	0.25	1.48	0.00	0.00
08/26/2009	4,031.43	0.00	148.95	421.67	7.03	0.00	0.00	0.00	0.11	0.00	0.00	0.00	0.00	0.28	2.79	0.03	0.00
08/27/2009	3,944.12	0.00	204.44	430.51	3.47	0.00	0.00	0.00	0.41	0.00	0.00	0.00	0.00	1.26	1.41	0.00	0.00
08/28/2009	4,027.39	0.00	134.27	373.45	6.96	0.00	0.00	0.00	2.74	0.00	0.00	0.00	0.00	1.69	23.13	0.00	0.00
08/29/2009	1,249.42	0.00	84.80	117.10	1.50	0.00	0.00	0.00	0.02	0.00	0.00	0.00	0.00	0.04	1.41	0.00	0.00
08/30/2009	1,186.84	0.00	92.86	109.33	1.09	0.00	0.00	0.00	0.01	0.00	0.00	0.00	0.00	1.43	0.25	0.00	0.00
08/31/2009	3,516.25	0.00	156.39	255.40	0.83	0.00	0.00	0.00	2.28	0.00	0.00	0.00	0.00	1.38	8.06	0.11	0.00
09/01/2009	3,956.30	0.00	234.08	397.74	2.48	0.00	0.00	0.00	15.79	0.00	0.00	0.00	0.00	2.35	8.05	0.00	0.00
09/02/2009	3,424.27	0.00	130.80	314.57	1.16	0.00	0.00	0.00	92.16	0.00	0.00	0.00	0.00	0.44	10.62	0.00	0.00
09/03/2009	3,155.30	0.00	199.85	272.82	0.29	0.00	0.00	0.00	8.39	0.00	0.00	0.00	0.00	1.35	0.38	0.00	0.00
09/04/2009	3,054.45	0.00	59.54	243.89	0.32	0.00	0.00	0.00	0.24	0.00	0.00	0.00	0.00	1.52	4.88	0.00	0.00
09/05/2009	867.88	0.00	48.45	85.35	0.30	0.00	0.00	0.00	0.02	0.00	0.00	0.00	0.00	1.34	0.32	0.00	0.00
09/06/2009	777.91	0.00	38.40	75.80	0.14	0.00	0.00	0.00	0.00	0.00	0.00	0.00	0.00	0.10	1.34	0.00	0.00
09/07/2009	1,250.26	0.00	59.51	122.22	0.30	0.00	0.00	0.00	0.01	0.00	0.00	0.00	0.00	0.10	0.35	0.00	0.00
09/08/2009	3,887.44	0.00	175.16	268.72	0.51	0.00	0.00	0.00	1.96	0.00	0.00	0.00	0.00	2.35	14.41	0.00	0.00
09/09/2009	3,201.61	0.00	211.65	271.46	0.79	0.00	0.00	0.00	2.59	0.00	0.00	0.00	0.00	0.52	0.80	0.00	0.00
09/10/2009	2,937.28	0.00	152.23	270.28	0.66	0.00	0.00	0.00	12.51	0.00	0.00	0.00	0.00	12.90	14.36	0.00	0.00
09/11/2009	2,944.12	0.00	105.85	276.96	0.38	0.00	0.00	0.00	0.69	0.00	0.00	0.00	0.00	5.85	6.79	0.00	0.00
09/12/2009	1,471.79	0.00	32.07	94.74	0.52	0.00	0.00	0.00	0.02	0.00	0.00	0.00	0.00	0.00	1.27	0.00	0.00
09/13/2009	127.60	0.00	10.50	26.22	0.07	0.00	0.00	0.00	0.01	0.00	0.00	0.00	0.00	1.08	0.05	0.00	0.00
Total	80,601.96	0.00	3,456.87	7,126.25	76.95	0.00	0.01	0.00	159.94	0.58	0.00	0.00	0.00	59.93	195.40	0.54	0.00