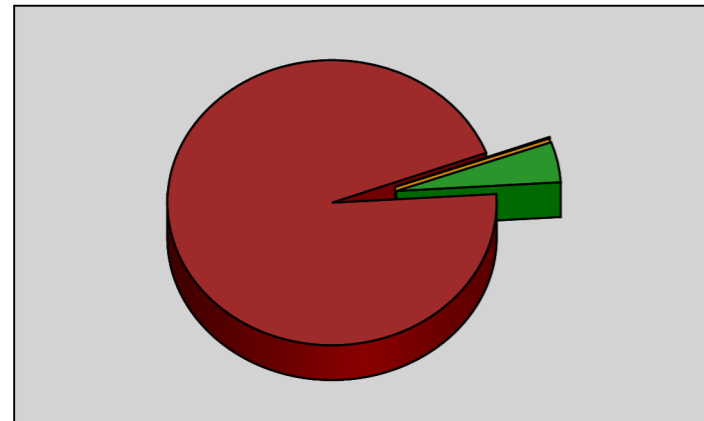


UTSA Monthly Report

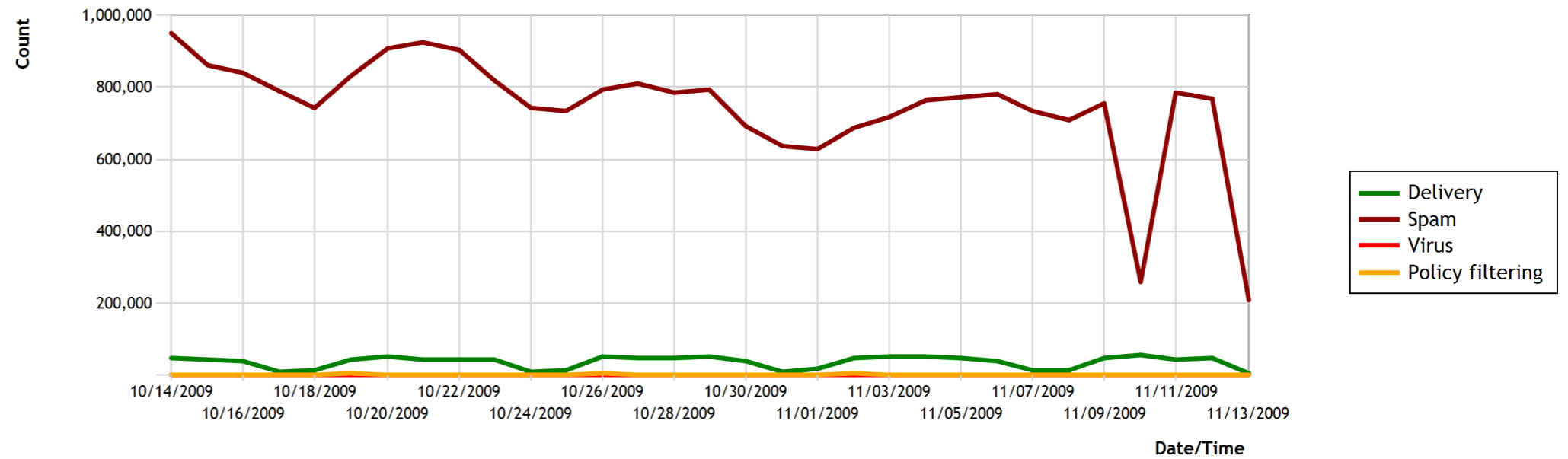
Prepared for The University of Texas System on 11/13/2009 7:16 AM

Inbound Traffic Overview (Count)

- Delivery: 4.58%
- Spam: 95.29%
- Virus: 0.04%
- Policy filtering: 0.09%



Inbound Traffic Trend (Count)



Email Traffic Count:

Date	Inbound													Quarantine			
	Delivery	Spam		Virus			Policy Filtering							Spam			Policy
		Dir Edge	Other Spam	Files Scanned	Blocked	Cleaned	Reject	Quarantine	Allow	Bcc	Redirect	Decrypt	Test	Not Junk	Move to Inbox	Abuse	Move to Inbox
10/14/2009	45,657	18,457	930,506	53,147	199	0	0	0	924	1	0	0	0	8	38	3	0
10/15/2009	43,366	18,017	843,356	52,632	518	0	0	0	171	0	0	0	0	4	12	0	0
10/16/2009	38,324	18,870	820,826	42,067	264	0	0	0	278	4	0	0	0	58	113	0	0
10/17/2009	10,237	15,882	771,906	15,895	89	0	0	0	10	0	0	0	0	2	15	0	0
10/18/2009	13,567	15,997	728,491	19,401	267	0	0	0	43	0	0	0	0	4	8	0	0
10/19/2009	44,909	18,141	811,231	51,967	274	0	0	0	3,450	0	0	0	0	31	39	0	0
10/20/2009	51,674	21,305	886,790	56,072	188	0	0	0	351	0	0	0	0	64	147	0	0
10/21/2009	44,446	28,038	897,374	53,118	540	0	0	0	248	0	0	0	0	6	49	2	0
10/22/2009	44,650	25,238	879,086	54,816	181	0	0	0	224	0	0	0	0	9	19	1	0
10/23/2009	43,707	17,043	800,685	46,881	356	0	0	0	206	0	0	0	0	72	150	0	0

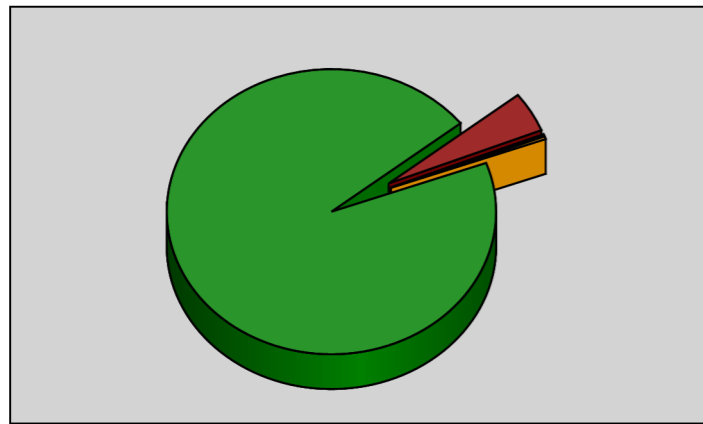
UTSA Monthly Report

10/24/2009	10,348	17,759	724,489	17,185	125	0	0	0	12	0	0	0	0	2	6	0	0
10/25/2009	11,396	22,002	713,605	19,324	118	0	0	0	26	0	0	0	0	0	5	0	0
10/26/2009	50,668	24,297	770,865	54,855	139	0	0	0	3,639	0	0	0	0	48	125	1	0
10/27/2009	47,640	22,647	786,174	53,915	467	0	0	0	295	0	0	0	0	9	51	0	0
10/28/2009	45,715	20,641	763,023	49,974	232	0	0	0	140	0	0	0	0	3	14	0	0
10/29/2009	49,569	35,759	758,095	56,517	311	0	0	0	1,844	0	0	0	0	78	147	0	0
10/30/2009	37,917	23,862	667,631	43,890	705	0	0	0	301	0	0	0	0	12	27	0	0
10/31/2009	10,488	22,152	613,769	18,535	141	0	0	0	9	0	0	0	0	0	5	0	0
11/01/2009	15,399	20,550	609,425	18,880	171	0	0	0	18	0	0	0	0	9	23	0	0
11/02/2009	47,800	21,345	665,555	52,845	384	0	0	0	3,637	0	0	0	0	46	83	2	0
11/03/2009	49,506	21,257	694,662	53,783	174	0	0	0	2,299	0	0	0	0	24	45	0	0
11/04/2009	49,723	22,208	741,180	51,877	182	0	0	0	1,500	0	0	0	0	56	106	0	0
11/05/2009	46,609	43,798	726,866	55,775	1,919	0	0	0	36	0	0	0	0	7	25	1	0
11/06/2009	37,610	24,764	753,976	43,255	537	0	0	0	153	0	0	0	0	7	53	1	0
11/07/2009	14,156	14,515	720,347	7,321	24	0	0	0	5	0	0	0	0	6	22	0	0
11/08/2009	12,184	18,395	691,612	0	0	0	0	0	21	0	0	0	0	2	12	0	0
11/09/2009	45,631	22,485	732,198	2,260	317	0	0	0	77	0	0	0	0	20	86	2	0
11/10/2009	54,044	7,288	250,555	60,267	602	0	0	0	1,972	0	0	0	0	36	202	3	0
11/11/2009	42,321	24,116	758,927	52,236	20	0	0	0	88	0	0	0	0	13	34	0	0
11/12/2009	45,650	24,265	741,810	53,202	22	0	0	0	333	0	0	0	0	11	33	1	0
11/13/2009	5,978	5,489	202,352	8,804	4	0	0	0	5	0	0	0	0	0	0	0	0
Total	1,110,889	656,582	22,457,367	1,220,696	9,470	0	0	0	22,315	5	0	0	0	647	1,694	17	0

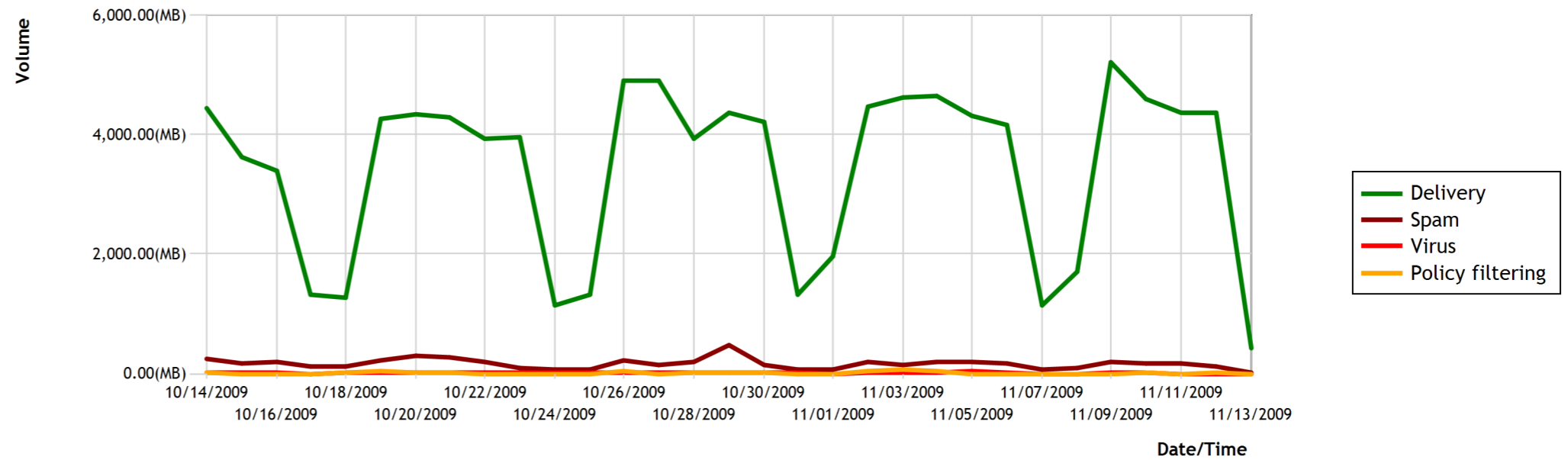
UTSA Monthly Report

Inbound Traffic Overview (Volume)

- Delivery: 94.9%
- Spam: 4.56%
- Virus: 0.23%
- Policy filtering: 0.31%



Inbound Traffic Trend (Volume)



Email Traffic Volume(MB):

Date	Inbound													Quarantine				
	Hour	Delivery	Spam		Virus			Policy Filtering					Spam			Policy		
			Dir Edge	Other Spam	Files Scanned	Blocked	Cleaned	Reject	Quarantine	Allow	Bcc	Redirect	Decrypt	Test	Not Junk	Move to Inbox	Abuse	Move to Inbox
10/14/2009		4,455.12	0.00	233.64	270.98	4.72	0.00	0.00	0.00	6.91	0.02	0.00	0.00	0.00	1.10	2.86	0.24	0.00
10/15/2009		3,635.02	0.00	163.90	296.80	13.13	0.00	0.00	0.00	2.00	0.00	0.00	0.00	0.00	0.11	0.36	0.00	0.00
10/16/2009		3,385.38	0.00	192.24	227.99	8.24	0.00	0.00	0.00	1.00	0.32	0.00	0.00	0.00	5.61	3.36	0.00	0.00
10/17/2009		1,314.84	0.00	108.12	78.71	2.09	0.00	0.00	0.00	0.03	0.00	0.00	0.00	0.00	0.02	0.26	0.00	0.00
10/18/2009		1,259.02	0.00	105.62	73.85	6.30	0.00	0.00	0.00	25.28	0.00	0.00	0.00	0.00	0.04	0.50	0.00	0.00
10/19/2009		4,274.20	0.00	227.01	238.80	7.48	0.00	0.00	0.00	53.43	0.00	0.00	0.00	0.00	0.74	13.12	0.00	0.00
10/20/2009		4,349.09	0.00	302.45	287.55	5.80	0.00	0.00	0.00	5.58	0.00	0.00	0.00	0.00	6.96	12.66	0.00	0.00
10/21/2009		4,286.40	0.00	259.33	280.36	10.54	0.00	0.00	0.00	15.57	0.00	0.00	0.00	0.00	7.14	21.33	0.03	0.00
10/22/2009		3,935.73	0.00	189.04	292.50	5.38	0.00	0.00	0.00	1.13	0.00	0.00	0.00	0.00	0.12	0.84	0.01	0.00
10/23/2009		3,950.36	0.00	99.10	251.39	10.30	0.00	0.00	0.00	0.70	0.00	0.00	0.00	0.00	3.55	25.36	0.00	0.00
10/24/2009		1,129.77	0.00	76.24	80.40	3.33	0.00	0.00	0.00	0.04	0.00	0.00	0.00	0.00	0.02	0.09	0.00	0.00

UTSA Monthly Report

10/25/2009	1,312.07	0.00	72.04	81.29	3.55	0.00	0.00	0.00	0.07	0.00	0.00	0.00	0.00	0.00	0.06	0.00	0.00
10/26/2009	4,898.04	0.00	221.12	256.95	2.91	0.00	0.00	0.00	43.17	0.00	0.00	0.00	0.00	1.02	12.58	0.01	0.00
10/27/2009	4,909.34	0.00	154.93	396.88	10.62	0.00	0.00	0.00	2.51	0.00	0.00	0.00	0.00	0.09	2.12	0.00	0.00
10/28/2009	3,944.96	0.00	201.55	262.07	6.91	0.00	0.00	0.00	6.55	0.00	0.00	0.00	0.00	0.13	0.26	0.00	0.00
10/29/2009	4,377.90	0.00	485.59	280.78	12.70	0.00	0.00	0.00	5.52	0.00	0.00	0.00	0.00	2.86	8.36	0.00	0.00
10/30/2009	4,213.01	0.00	139.29	271.21	18.56	0.00	0.00	0.00	3.88	0.00	0.00	0.00	0.00	1.11	2.27	0.00	0.00
10/31/2009	1,327.39	0.00	78.84	91.90	2.99	0.00	0.00	0.00	0.04	0.00	0.00	0.00	0.00	0.00	0.03	0.00	0.00
11/01/2009	1,950.61	0.00	76.66	69.88	2.31	0.00	0.00	0.00	0.32	0.00	0.00	0.00	0.00	0.20	0.28	0.00	0.00
11/02/2009	4,476.48	0.00	202.80	265.02	14.80	0.00	0.00	0.00	39.33	0.00	0.00	0.00	0.00	6.97	5.30	0.02	0.00
11/03/2009	4,631.75	0.00	140.60	279.71	8.49	0.00	0.00	0.00	71.32	0.00	0.00	0.00	0.00	0.36	2.65	0.00	0.00
11/04/2009	4,662.15	0.00	195.81	318.55	6.61	0.00	0.00	0.00	51.47	0.00	0.00	0.00	0.00	2.31	3.89	0.00	0.00
11/05/2009	4,317.71	0.00	197.34	316.50	48.76	0.00	0.00	0.00	0.45	0.00	0.00	0.00	0.00	0.08	1.62	0.01	0.00
11/06/2009	4,169.24	0.00	158.31	240.31	11.87	0.00	0.00	0.00	0.45	0.00	0.00	0.00	0.00	0.81	1.99	0.01	0.00
11/07/2009	1,137.08	0.00	71.80	34.99	0.50	0.00	0.00	0.00	0.12	0.00	0.00	0.00	0.00	0.70	0.28	0.00	0.00
11/08/2009	1,703.45	0.00	93.36	0.00	0.00	0.00	0.00	0.00	0.06	0.00	0.00	0.00	0.00	0.08	1.11	0.00	0.00
11/09/2009	5,204.11	0.00	198.01	17.58	9.53	0.00	0.00	0.00	0.40	0.00	0.00	0.00	0.00	1.29	9.97	0.05	0.00
11/10/2009	4,587.88	0.00	178.20	300.63	17.62	0.00	0.00	0.00	6.62	0.00	0.00	0.00	0.00	1.34	19.72	0.27	0.00
11/11/2009	4,356.13	0.00	170.88	261.01	0.24	0.00	0.00	0.00	1.12	0.00	0.00	0.00	0.00	0.85	2.36	0.00	0.00
11/12/2009	4,355.83	0.00	122.84	261.13	1.42	0.00	0.00	0.00	2.84	0.00	0.00	0.00	0.00	0.17	5.10	0.16	0.00
11/13/2009	436.04	0.00	21.07	50.09	0.04	0.00	0.00	0.00	0.02	0.00	0.00	0.00	0.00	0.00	0.00	0.00	0.00
Total	106,946.09	0.00	5,137.74	6,435.80	257.72	0.00	0.00	0.00	347.94	0.34	0.00	0.00	0.00	45.75	160.70	0.83	0.00